



trase

KENYA (importer)

ACTIVITY	COMMODITY	YEAR
Importer	Soy	2017

POPULATION	GDP	LAND AREA
50,221,473	78,965,004,656.2	569,140

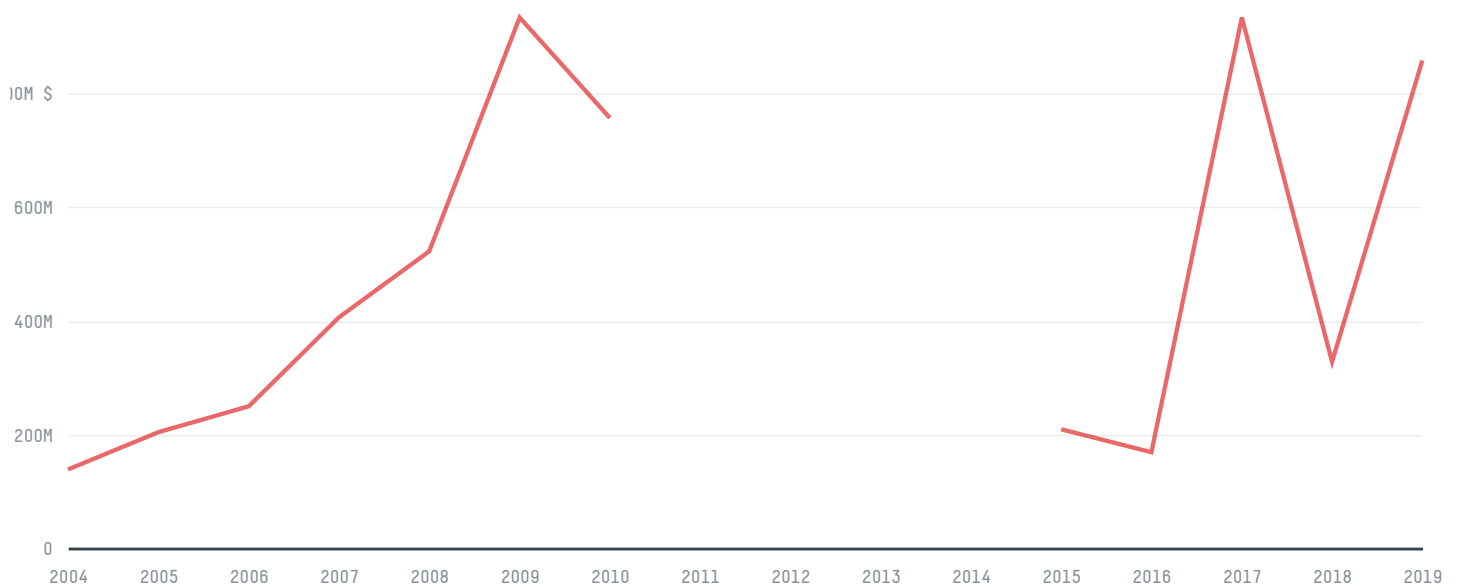
AGRICULTURAL LAND AREA	FORESTED LAND AREA
276,300	44,496

KENYA is the world's 44th largest country by land mass, 28th largest by population size and is the world's 68th largest economy (by GDP). Forests make up 8% of its land mass and agricultural areas, 49%. It's placement in the Human Development Index is 0.574. KENYA is a signatory to NYDF ENDORSER and ADP SIGNATORY.

TOP IMPORTS IN 2017

COMMODITY	WORLD IMPORT RANKING	PRODUCTION	IMPORTS	VALUE
SUGARCANE	17	4,751,609	7,050,853,842.7	486,909,812
CORN	21	3,688,090	1,356,578,442.5	403,891,366
SOY	38	2,154	8,483,244.5	9,775,730
COCOA	80	0	1,009,662	2,820,022
WOOD PULP	81	-	871,753	757,748
BEEF	137	588,963	647,155.1	4,051,898
CHICKEN	74	30,378	207,512.7	732,181
PORK	138	12,988	47,456.5	208,511
PALM OIL	-	-	-	-
SHRIMP	-	0	-	-

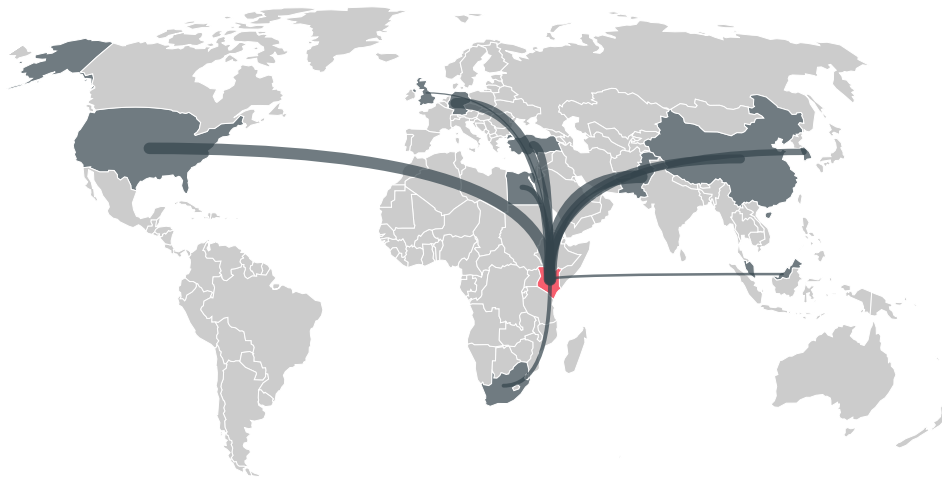
IMPORT TRAJECTORY OF KENYA



TOP EXPORT TRADERS OF SOY IN KENYA IN 2017



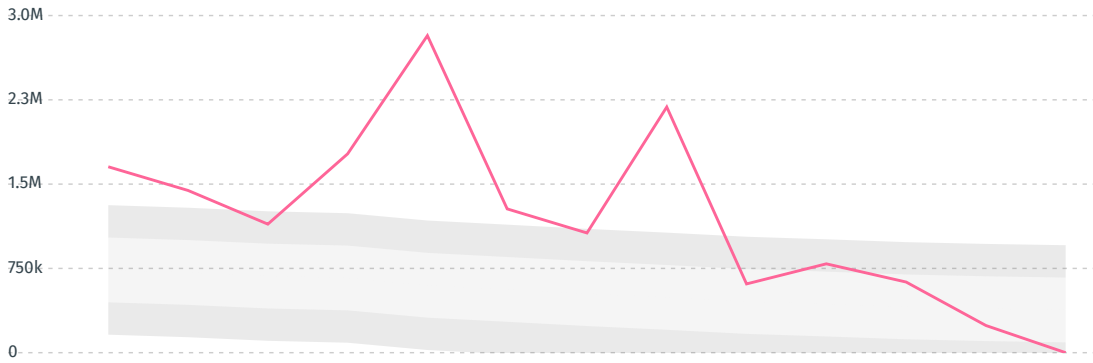
TOP EXPORT COUNTRIES OF SOY TO KENYA IN 2017



Country	Percentage
PAKISTAN	46.2%
UNITED STATES	40.5%
GERMANY	7.2%
CHINA (MAINLAND)	4.7%
TURKEY	0.8%
SOUTH KOREA	0.4%
EGYPT	0.1%
SOUTH AFRICA	< 0.1%
MALAYSIA	< 0.1%
UNITED KINGDOM	< 0.1%

DEFORESTATION ALERTS IN BRAZIL

There were **0** GLAD alerts reported in the week of the **18th of January 2021**. This was **low** compared to the same week in previous years.

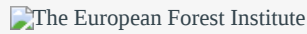


Caution: GLAD alerts from the last six months are preliminary. Revisions are made as unconfirmed alerts are removed from the data and alert totals are finalized six months after posting. Source: **Global Forest Watch**

Trase is a partnership between



In collaboration with



and many other organizations and individuals.

Donors



[Terms of Use](#) · [Privacy policy](#) · [Cookie policy](#) · [Contact us](#)