



# trase

## CHINA (HONG KONG) (importer)

ACTIVITY	COMMODITY	YEAR
<b>Importer</b>	<b>Soy</b>	<b>2018</b>

POPULATION	GDP	SURFACE AREA
<b>7,451,000</b>	<b>361,696,880,780.8</b>	<b>1,110</b>

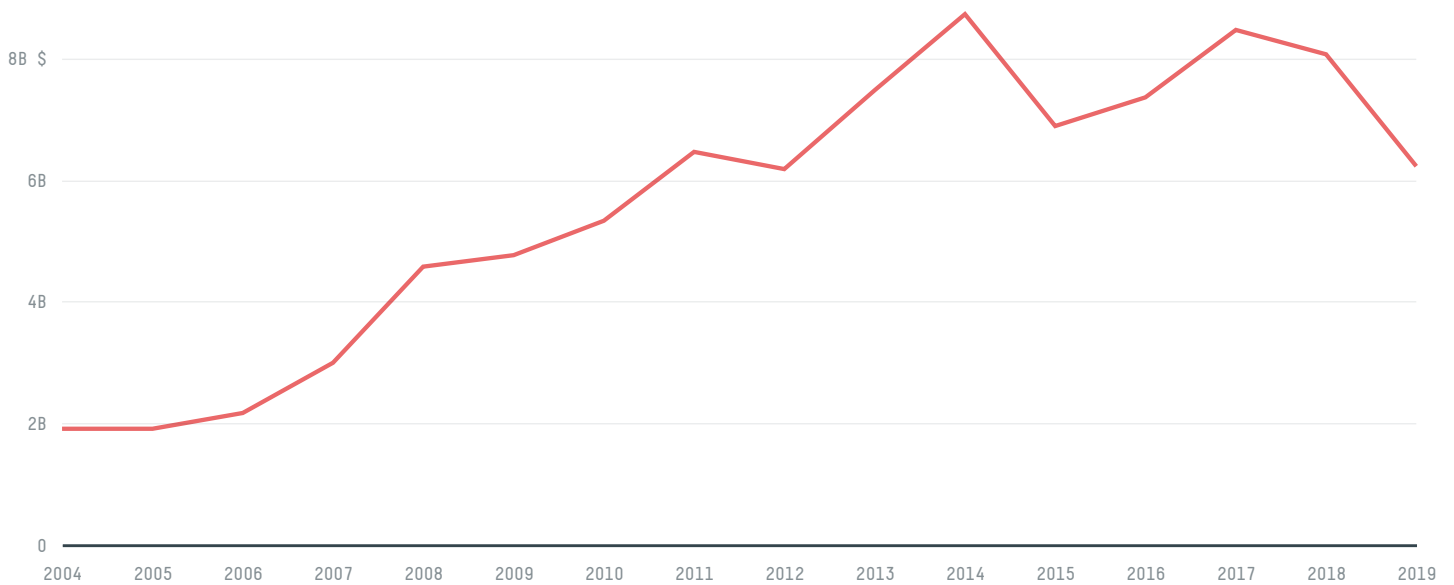
AGRICULTURAL LAND AREA  
**50**

CHINA (HONG KONG) is the world's 175th largest country by area, 102nd largest by population size and is the world's 35th largest economy (by GDP). Agriculture makes up 5% of its area. It's placement in the Human Development Index is 0.939. CHINA (HONG KONG) is a signatory to NYDF ENDORSER and ADP SIGNATORY.


## TOP IMPORTS IN 2018

COMMODITY	WORLD IMPORT RANKING	PRODUCTION	IMPORTS	VALUE
SUGARCANE	64	0	1,343,981,438.7	94,638,018
BEEF	4	6,669	993,462,939.2	3,560,858,339
CHICKEN	6	24,534	819,171,873.4	1,458,276,519
PORK	7	111,316	803,974,242.5	2,311,500,153
COFFEE	32	0	59,152,929	155,531,721
SOY	87	0	48,920,553.6	29,371,853
CORN	94	0	40,850,397.4	20,963,117
SHRIMP	15	0	38,293,193	424,504,492
PALM OIL	100	-	5,677,920.3	4,919,568
COTTON	87	0	633,191	600,943
COCOA	86	0	516,824	1,764,564
WOOD PULP	77	-	119,426	132,042

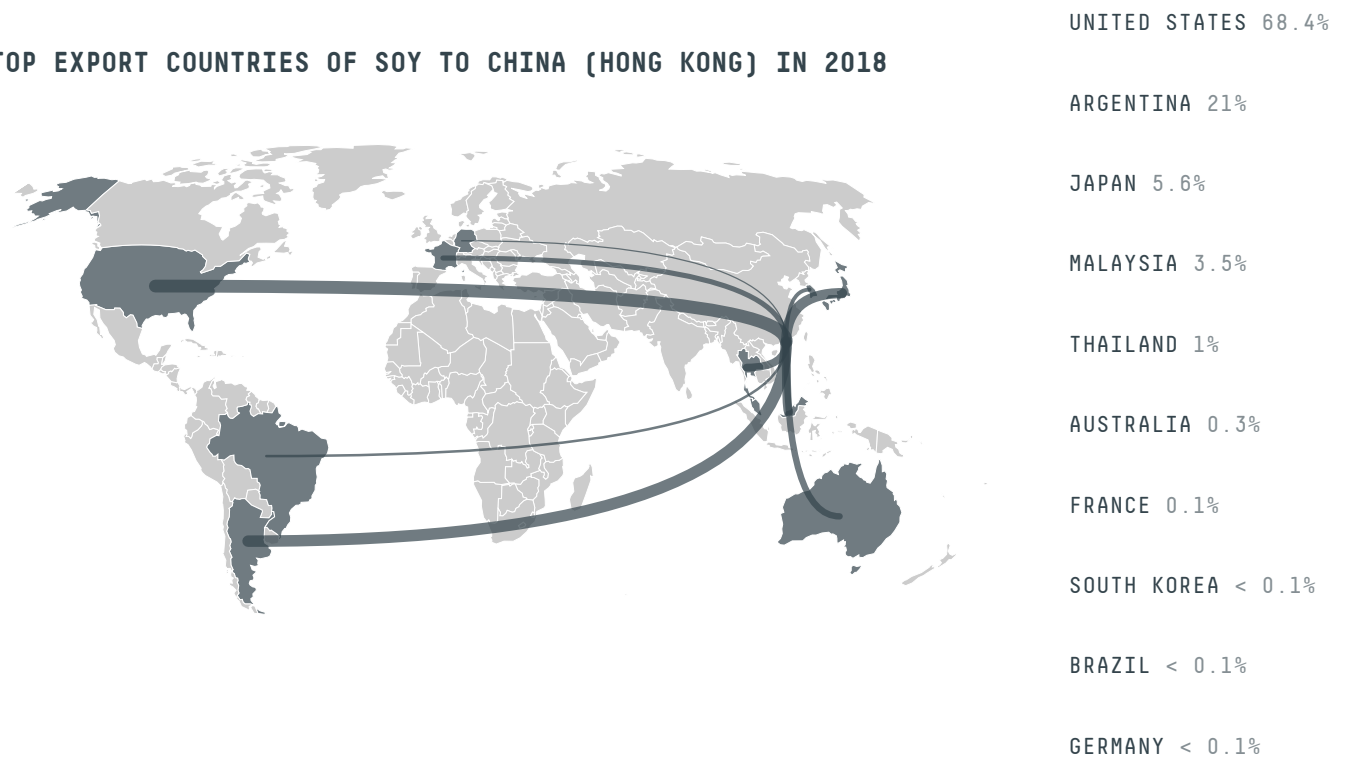
## IMPORT TRAJECTORY OF CHINA (HONG KONG)




## TOP EXPORT TRADERS OF SOY IN CHINA (HONG KONG) IN 2018




## TOP EXPORT COUNTRIES OF SOY TO CHINA (HONG KONG) IN 2018





Trase is a partnership between

 Stockholm Environment Institute

 Global Canopy Programme

In collaboration with

 vizzuality

 The European Forest Institute

and many other organizations and individuals.

Donors

 The Global Environment Facility

 WWF

 Europe

 Gordon and Betty Moore Foundation

 The Nature Conservancy

 Department for International Development

 Formas

 Norway's International Climate and Forest Initiative (NICFI)

[Terms of Use](#) · [Privacy policy](#) · [Cookie policy](#) · [Contact us](#)