



# trase

## GREECE (importer)

ACTIVITY	COMMODITY	YEAR
<b>Importer</b>	<b>Soy</b>	<b>2018</b>

POPULATION	GDP	SURFACE AREA
<b>10,732,882</b>	<b>218,138,367,208.8</b>	<b>131,960</b>

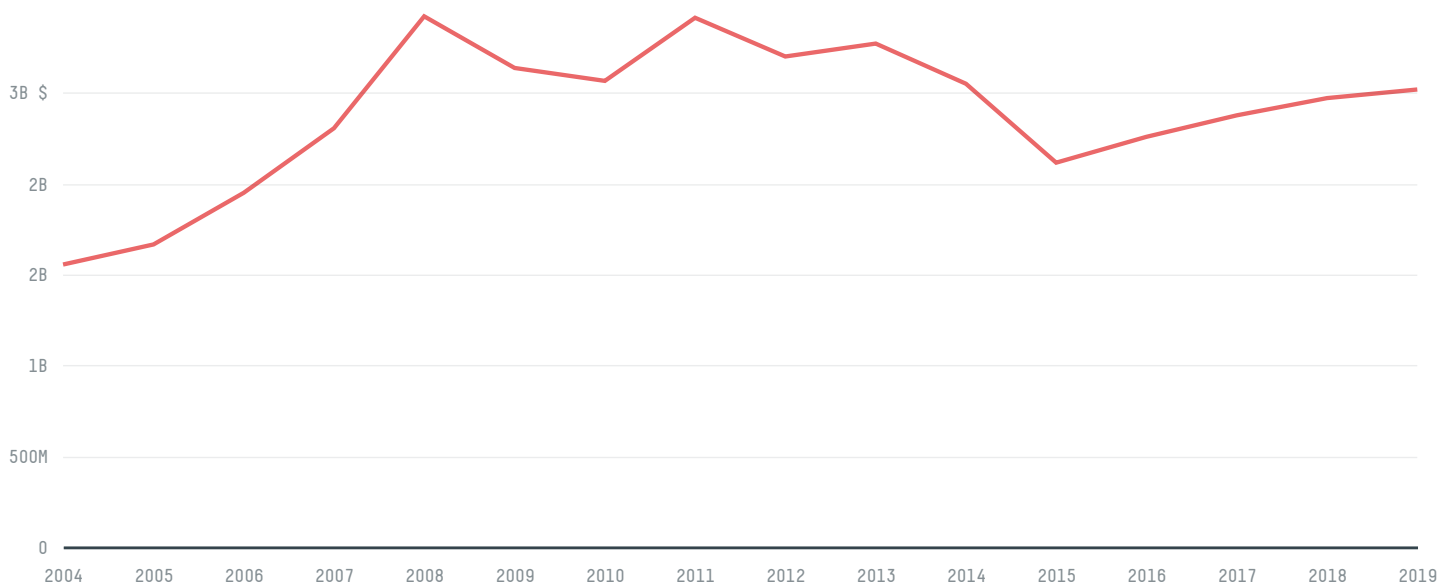
AGRICULTURAL LAND AREA	FORESTED LAND AREA
<b>61,360</b>	<b>40,842</b>

GREECE is the world's 94th largest country by area, 84th largest by population size and is the world's 51st largest economy (by GDP). Forests make up 31% of its area, and agriculture 46%. It's placement in the Human Development Index is 0.872. GREECE is a signatory to NYDF ENDORSER and ADP SIGNATORY.

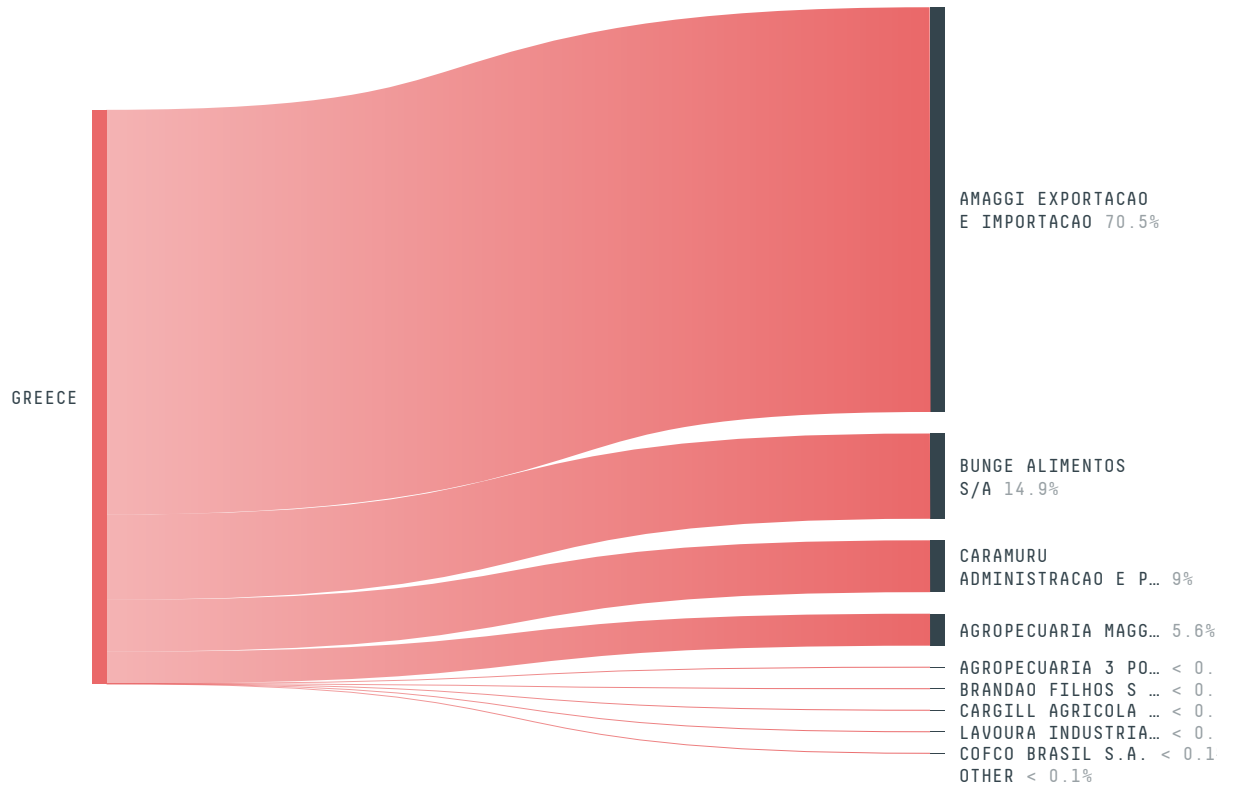
## TOP IMPORTS IN 2018

COMMODITY	WORLD IMPORT RANKING	PRODUCTION	IMPORTS	VALUE
SUGARCANE	40	0	3,038,671,160	161,064,355
CORN	30	1,205,980	808,256,049.9	202,624,825
SOY	38	9,490	697,467,310.6	292,528,962
PORK	17	77,641	206,463,021.6	535,031,401
BEEF	24	39,658	137,969,677.9	611,300,589
PALM OIL	49	-	101,797,063	70,880,582
CHICKEN	45	239,861	79,716,831.5	155,532,559
COFFEE	31	0	61,543,346.8	303,912,760
COCOA	38	0	15,105,807	51,368,884
SHRIMP	29	0	8,080,208	61,069,508
WOOD PULP	53	-	3,151,960	1,605,698

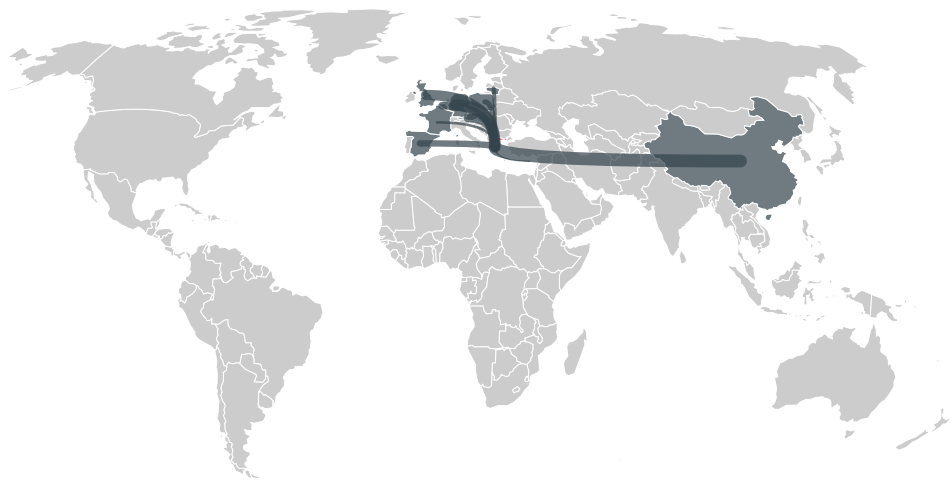
## IMPORT TRAJECTORY OF GREECE



## TOP EXPORT TRADERS OF SOY IN GREECE IN 2018



## TOP EXPORT COUNTRIES OF SOY TO GREECE IN 2018



CHINA (MAINLAND)  
65.9%

GERMANY 26.6%

UNITED KINGDOM 2.8%

AUSTRIA 2.4%

BELGIUM 1.1%

SPAIN 0.6%

POLAND 0.3%

LITHUANIA 0.1%

FRANCE < 0.1%

CYPRUS < 0.1%

Trase is a partnership between

 Stockholm Environment Institute

 Global Canopy Programme

In collaboration with

 vizzuality

 The European Forest Institute

and many other organizations and individuals.

Donors

 The Global Environment Facility

 WWF

 Europe

 Gordon and Betty Moore Foundation

 The Nature Conservancy

 Department for International Development

 Formas

 Norway's International Climate and Forest Initiative (NICFI)

[Terms of Use](#) · [Privacy policy](#) · [Cookie policy](#) · [Contact us](#)