



trase

CAPE VERDE (importer)

ACTIVITY	COMMODITY	YEAR
Importer	Soy	2018

POPULATION	GDP	SURFACE AREA	AGRICULTURAL LAND AREA
543,767	1,966,983,316.6	4,030	790

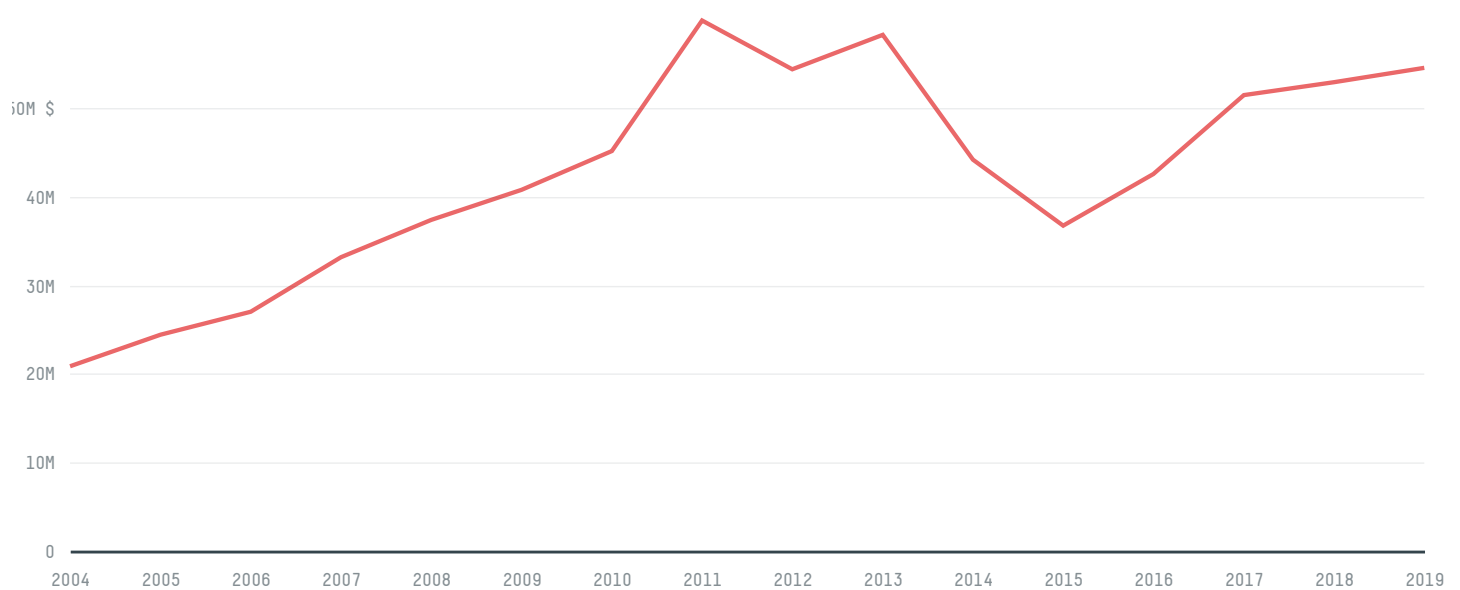
FORESTED LAND AREA
908.6

CAPE VERDE is the world's 168th largest country by area, 168th largest by population size and is the world's 175th largest economy (by GDP). Forests make up 23% of its area, and agriculture 20%. It's placement in the Human Development Index is 0.651. CAPE VERDE is a signatory to NYDF ENDORSER and ADP SIGNATORY.

TOP IMPORTS IN 2018

COMMODITY	WORLD IMPORT RANKING	PRODUCTION	IMPORTS	VALUE
SUGARCANE	117	22,940	104,525,066.6	7,200,072
CORN	90	3,893	47,685,183.4	11,913,695
CHICKEN	83	985	13,200,085.5	16,508,400
SOY	124	0	2,844,557.5	1,567,908
PORK	86	2,940	2,308,024.3	6,159,652
BEEF	122	694	1,167,618.3	4,790,830
COFFEE	119	35	834,801.3	2,927,720
SHRIMP	88	0	159,686	1,412,485
PALM OIL	140	-	119,283.5	150,713
COCOA	130	0	35,442	155,027

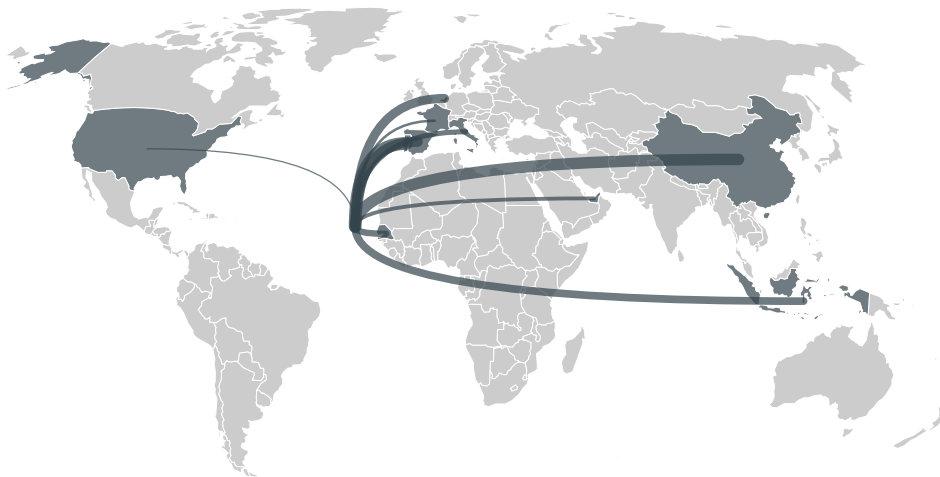
IMPORT TRAJECTORY OF CAPE VERDE



TOP EXPORT TRADERS OF SOY IN CAPE VERDE IN 2018



TOP EXPORT COUNTRIES OF SOY TO CAPE VERDE IN 2018



PORTUGAL	80.8%
CHINA (MAINLAND)	9.3%
SPAIN	3.9%
NETHERLANDS	2.7%
INDONESIA	2.4%
SENEGAL	0.7%
ITALY	0.1%
UNITED ARAB EMIRATES	< 0.1%
FRANCE	< 0.1%
UNITED STATES	< 0.1%

Trase is a partnership between

 Stockholm Environment Institute

 Global Canopy Programme

In collaboration with

 vizzuality

 The European Forest Institute

and many other organizations and individuals.

Donors

 The Global Environment Facility

 WWF


 Europe

 Gordon and Betty Moore Foundation

 The Nature Conservancy

 Department for International Development

 Formas

 Norway's International Climate and Forest Initiative (NICFI)

[Terms of Use](#) · [Privacy policy](#) · [Cookie policy](#) · [Contact us](#)