



trase

## CANADA (importer)

ACTIVITY	COMMODITY	YEAR
<b>Importer</b>	<b>Soy</b>	<b>2018</b>

POPULATION	GDP	LAND AREA
<b>37,057,765</b>	<b>1,716,262,621,082.2</b>	<b>9,093,510</b>

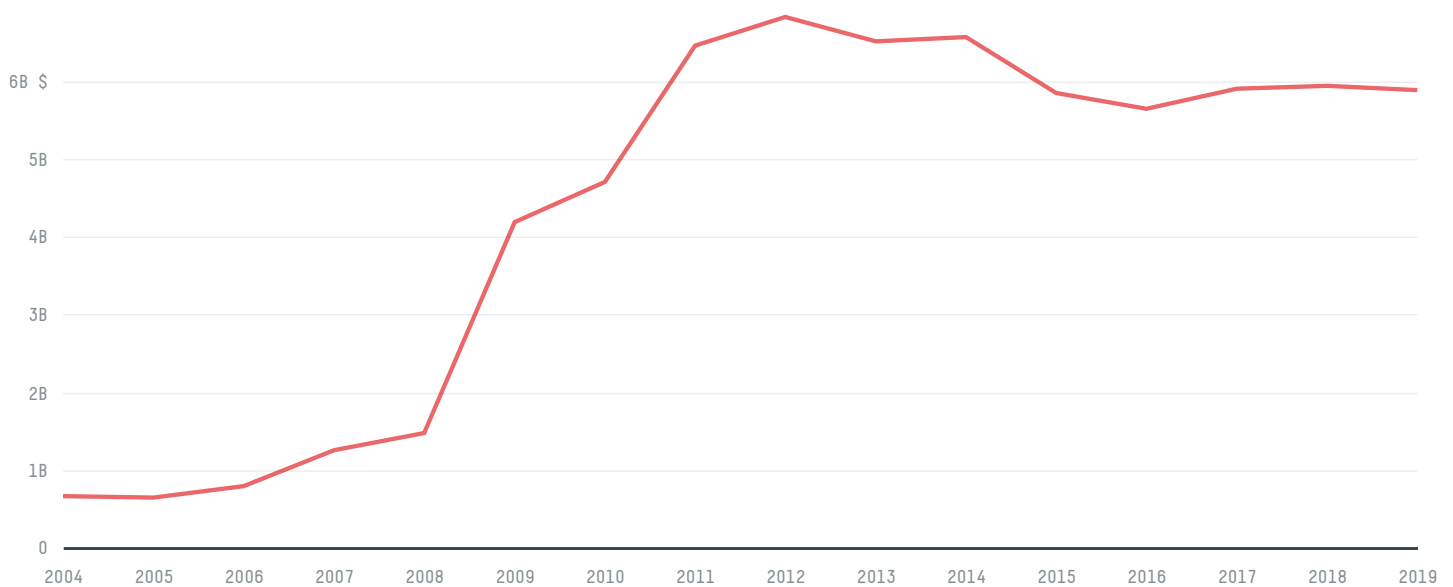
AGRICULTURAL LAND AREA	FORESTED LAND AREA
<b>626,710</b>	<b>3,470,224.1</b>

CANADA is the world's 4th largest country by land mass, 39th largest by population size and is the world's 11th largest economy (by GDP). Forests make up 38% of its land mass and agricultural areas, 7%. It's placement in the Human Development Index is 0.922. CANADA is a signatory to NYDF ENDORSER and ADP SIGNATORY.

## TOP IMPORTS IN 2018

COMMODITY	WORLD IMPORT RANKING	PRODUCTION	IMPORTS	VALUE
BEEF	30	1,231,352	113,491,932.9	1,209,861,378
CORN	82	13,884,800	55,691,090.7	576,694,452
SOY	15	7,266,600	42,039,622.8	26,523,837
CHICKEN	12	1,296,406	28,222,945.5	57,154,858
COTTON	28	0	22,472,350.5	11,537,538
PORK	34	2,142,283	19,940,722.9	647,751,373
COCOA	56	0	6,231,485	529,859,337
PALM KERNEL	56	-	970,422	21,895,713
SUGARCANE	151	0	856,642	991,357,024
SHRIMP	70	0	567,322	375,910,220
PALM OIL	-	-	-	-
COFFEE	153	0	0	1,250,978,445
WOOD PULP	111	-	0	241,570,272

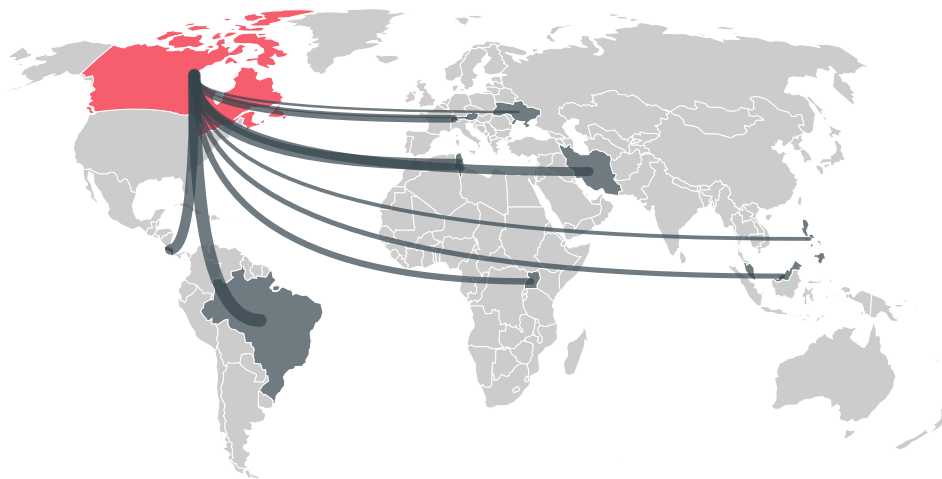
## IMPORT TRAJECTORY OF CANADA



## TOP EXPORT TRADERS OF SOY IN CANADA IN 2018



## TOP EXPORT COUNTRIES OF SOY TO CANADA IN 2018



BRAZIL 47.3%

TUNISIA 17.7%

COSTA RICA 9.8%

IRAN 7%

SWITZERLAND 6.2%

UGANDA 4.1%

MALAYSIA 3.5%

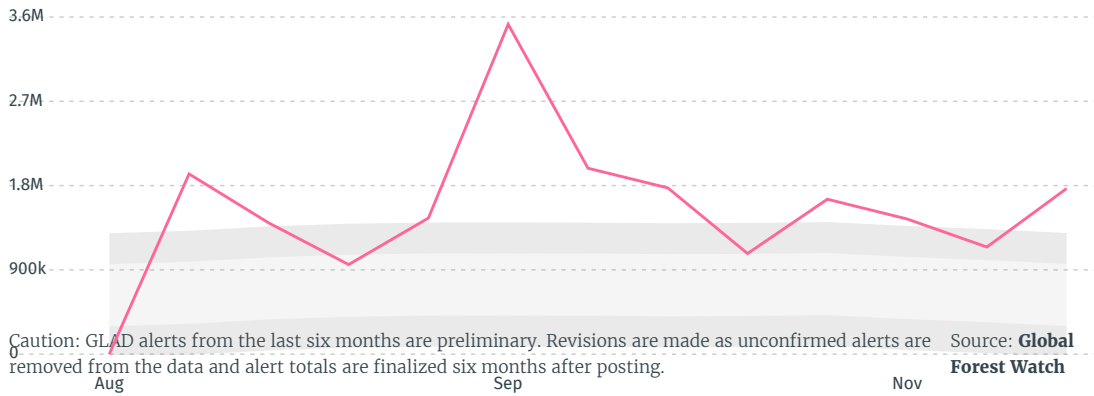
PHILIPPINES 2.8%

UKRAINE 1.3%


AUSTRIA 0.3%

DEFORESTATION ALERTS IN BRAZIL

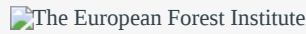
There were **1,769,231** GLAD alerts reported in the week of the **16th of November 2020**. This was **unusually high** compared to the same week in previous years.



Trase is a partnership between



In collaboration with



and many other organizations and individuals.

Donors



[Terms of Use](#) · [Privacy policy](#) · [Cookie policy](#) · [Contact us](#)