



# YULI INTERNATIONAL TRADING SHANGHAI CO

ACTIVITY

**Importer**

COMMODITY

**Beef**


COUNTRY

**Brazil**

YEAR


**2015**


YULI INTERNATIONAL TRADING SHANGHAI CO was the 546th largest importer of beef from BRAZIL in 2015, accounting for 450 tons. As an importer, YULI INTERNATIONAL TRADING SHANGHAI CO sources from 204 municipalities, or 7% of the beef production municipalities. The main destination of the beef imported by YULI INTERNATIONAL TRADING SHANGHAI CO is CHINA (MAINLAND), accounting for 100% of the total.



)

Trase is a partnership between

 Stockholm Environment  
Institute

 Global Canopy  
Programme

In close collaboration with many others.

[Click for more information about our partners and funders.](#)

**Home**

Resources

About

**Supply Chains**

Data Tools

Profiles

**Finance**

Explore

Search

**Insights**

Yearbook

Collections

This website uses cookies to provide you with an improved user experience. By continuing to browse this site, you consent to the use of cookies and similar technologies. Please visit our [privacy policy](#) for further details.


I understand


Enter your email...

 [twitter link](#)  [linkedin link](#)

[Terms of use](#) • [Privacy policy](#) • [Cookie policy](#)

 [Gordon and Betty Moore Foundation](#)

 [Norway's International Climate and Forest Initiative \(NICFI\)](#)

 [Good growth partnership](#)

This website uses cookies to provide you with an improved user experience. By continuing to browse this site, you consent to the use of cookies and similar technologies. Please visit our [privacy policy](#) for further details.

I understand