



trase

# LINE

ACTIVITY

**Importer**

COMMODITY

**Beef**

COUNTRY

**Brazil**

YEAR

**2016**

LINE was the 1531st largest importer of beef from BRAZIL in 2016, accounting for 20 tons. As an importer, LINE sources from 32 municipalities, or 1% of the beef production municipalities. The main destination of the beef imported by LINE is RUSSIAN FEDERATION, accounting for 100% of the total.

)


This website uses cookies to provide you with an improved user experience. By continuing to browse this site, you consent to the use of cookies and similar technologies. Please visit our [privacy policy](#) for further details.

I AGREE




Trase is a partnership between

 Stockholm Environment Institute

 Global Canopy Programme

In collaboration with

 vizzuality

 The European Forest Institute


and many other organizations and individuals.


Donors


 The Global Environment Facility

 WWF Europe

 Gordon and Betty Moore Foundation

 The Nature Conservancy

 Department for International Development

 Formas Norway's International Climate and Forest Initiative (NICFI)

[Terms of Use](#) · [Privacy policy](#) · [Cookie policy](#) · [Contact us](#)