



trase

# BRASIL BEEF IMPORTACAO E EXPORTACAO LTDA EPP

ACTIVITY

**Exporter group**

COMMODITY

**Beef**

COUNTRY

**Brazil**

YEAR

**2016**

BRASIL BEEF IMPORTACAO E EXPORTACAO LTDA EPP was the 55th largest exporter of beef from BRAZIL in 2016, accounting for 1 thousand tons. As an exporter, BRASIL BEEF IMPORTACAO E EXPORTACAO LTDA EPP sources from 107 municipalities, or 4% of the beef production municipalities. The main destination of the beef exported by BRASIL BEEF IMPORTACAO E EXPORTACAO LTDA EPP is TURKEY, accounting for 100% of the total.


This website uses cookies to provide you with an improved user experience. By continuing to browse this site, you consent to the use of cookies and similar technologies. Please visit our [privacy policy](#) for further details.

I AGREE




Trase is a partnership  
between

 Stockholm Environment  
Institute

 Global Canopy Programme

In collaboration with

 vizzuality

 The European Forest  
Institute

and many other  
organizations and  
individuals.


Donors


 The Global Environment  
Facility

 WWF


 Europe

 Gordon and Betty Moore  
Foundation

 The Nature  
Conservancy

 Department for International  
Development

 Formas

 Norway's  
International Climate  
and Forest Initiative

This website uses cookies to provide you with an improved user experience. By continuing to browse this site, you consent to the use of cookies and similar technologies. Please visit our [privacy policy](#) for further details.

I AGREE

This website uses cookies to provide you with an improved user experience. By continuing to browse this site, you consent to the use of cookies and similar technologies. Please visit our [privacy policy](#) for further details.

**I AGREE**