



trase

FOODBRIDGE

ACTIVITY

Importer

COMMODITY

Beef

COUNTRY

Brazil

YEAR

2015

FOODBRIDGE was the 971st largest importer of beef from BRAZIL in 2015, accounting for 91 tons. As an importer, FOODBRIDGE sources from 91 municipalities, or 3% of the beef production municipalities. The main destination of the beef imported by FOODBRIDGE is ITALY, accounting for 80% of the total.

This website uses cookies to provide you with an improved user experience. By continuing to browse this site, you consent to the use of cookies and similar technologies. Please visit our [privacy policy](#) for further details.

I AGREE


<u>MUNICIPALITY</u>	<u>CATTLE DEFORESTATION RISK</u>	<u>CO2 EMISSIONS RISK FROM CATTLE DEFORESTATION</u>
ARAGUARI	0.1ha	35.9t CO2
FRUTAL	0ha	5t CO2
CAMPINA VERDE	0ha	5.4t CO2
PATOS DE MINA	0.2ha	15t CO2
TUPACIGUARA	0ha	1.7t CO2
NOVA CRIXAS	0.1ha	31.5t CO2
SANTA VITORIA	0ha	1.7t CO2
ESTRELA DO SUL	0.1ha	19.5t CO2
CARMO DO PARAN...	0.1ha	6.3t CO2
TIROS	0.2ha	16.4t CO2



This website uses cookies to provide you with an improved user experience. By continuing to browse this site, you consent to the use of cookies and similar technologies. Please visit our [privacy policy](#) for further details.


I AGREE


 Stockholm Environment
Institute

 vizzuality


 The Global Environment
Facility

 WWF
Europe


 Global Canopy Programme

 The European Forest
Institute

 Gordon and Betty Moore
Foundation

 The Nature
Conservancy

and many other
organizations and
individuals.

 Department for International
Development

 Formas
Norway's
International Climate
and Forest Initiative
(NICFI)

[Terms of Use](#) · [Privacy policy](#) · [Cookie policy](#) · [Contact us](#)

This website uses cookies to provide you with an improved user experience. By continuing to browse this site, you consent to the use of cookies and similar technologies. Please visit our [privacy policy](#) for further details.

I AGREE