

trase

MOHEBI LOGISTICS

ACTIVITY

Importer

COMMODITY

Beef

COUNTRY

Brazil

YEAR

2015

MOHEBI LOGISTICS was the 1409th largest importer of beef from BRAZIL in 2015, accounting for 18 tons. As an importer, MOHEBI LOGISTICS sources from 19 municipalities, or 1% of the beef production municipalities. The main destination of the beef imported by MOHEBI LOGISTICS is UNITED ARAB EMIRATES, accounting for 100% of the total.


MUNICIPALITY	CATTLE DEFORESTATION RISK	CO2 EMISSIONS RISK FROM CATTLE DEFORESTATION
PRESIDENTE BERNARDO	N/A	N/A
ESTRELA D'OESTE	N/A	N/A
ALTAIR	0ha	0.8t CO2
BARRETOS	0ha	0.5t CO2
FRUTAL	0ha	0.4t CO2
TRES LAGOAS	0ha	0.9t CO2


This website uses cookies to provide you with an improved user experience. By continuing to browse this site, you consent to the use of cookies and similar technologies. Please visit our [privacy policy](#) for further details.

I AGREE




Trase is a partnership
between

 Stockholm Environment
Institute

 Global Canopy Programme

In collaboration with

 vizzuality

 The European Forest
Institute


and many other
organizations and
individuals.


Donors



 The Global Environment
Facility

 WWF
 Europe

 Gordon and Betty Moore
Foundation

 The Nature
Conservancy

 Department for International
Development

 Formas
 Norway's
International Climate
and Forest Initiative
(NICFI)

[Terms of Use](#) · [Privacy policy](#) · [Cookie policy](#) · [Contact us](#)

This website uses cookies to provide you with an improved user experience. By continuing to browse this site, you consent to the use of cookies and similar technologies. Please visit our [privacy policy](#) for further details.

I AGREE

