



trase

ELBA SUMA

ACTIVITY

Importer

COMMODITY

Beef

COUNTRY

Brazil

YEAR

2017

ELBA SUMA was the 1559th largest importer of beef from BRAZIL in 2017, accounting for 6 tons. As an importer, ELBA SUMA sources from 6 municipalities, or 0% of the beef production municipalities. The main destination of the beef imported by ELBA SUMA is BOLIVIA, accounting for 100% of the total.


MUNICIPALITY	CATTLE DEFORESTATION RISK	CO2 EMISSIONS RISK FROM CATTLE DEFORESTATION
SANTANA DO LIVRAM...	N/A	N/A
ALEGRETE	N/A	N/A
DOM PEDRITO	N/A	N/A
BAGE	N/A	N/A

This website uses cookies to provide you with an improved user experience. By continuing to browse this site, you consent to the use of cookies and similar technologies. Please visit our [privacy policy](#) for further details.


I AGREE

Trase is a partnership
between

 Stockholm Environment
Institute

 Global Canopy Programme

In collaboration with

 vizzuality

 The European Forest
Institute

and many other
organizations and
individuals.


Donors



 The Global Environment
Facility

 WWF
 Europe

 Gordon and Betty Moore
Foundation

 The Nature
Conservancy

 Department for International
Development

 Formas
 Norway's
International Climate
and Forest Initiative
(NICFI)

[Terms of Use](#) · [Privacy policy](#) · [Cookie policy](#) · [Contact us](#)

This website uses cookies to provide you with an improved user experience. By continuing to browse this site, you consent to the use of cookies and similar technologies. Please visit our [privacy policy](#) for further details.

I AGREE