



trase

ROSEBELLE FARM

ACTIVITY

Importer

COMMODITY

Beef

COUNTRY

Brazil

YEAR

2017

ROSEBELLE FARM was the 1540th largest importer of beef from BRAZIL in 2017, accounting for 10 tons. As an importer, ROSEBELLE FARM sources from 11 municipalities, or 0% of the beef production municipalities. The main destination of the beef imported by ROSEBELLE FARM is SEYCHELLES, accounting for 100% of the total.




This website uses cookies to provide you with an improved user experience. By continuing to browse this site, you consent to the use of cookies and similar technologies. Please visit our [privacy policy](#) for further details.

I AGREE




Trase is a partnership
between

 Stockholm Environment
Institute

 Global Canopy Programme

In collaboration with

 vizzuality

 The European Forest
Institute


and many other
organizations and
individuals.


Donors



 The Global Environment
Facility

 WWF
 Europe

 Gordon and Betty Moore
Foundation

 The Nature
Conservancy

 Department for International
Development

 Formas
 Norway's
International Climate
and Forest Initiative
(NICFI)

[Terms of Use](#) · [Privacy policy](#) · [Cookie policy](#) · [Contact us](#)

This website uses cookies to provide you with an improved user experience. By continuing to browse this site, you consent to the use of cookies and similar technologies. Please visit our [privacy policy](#) for further details.

I AGREE