



trase

GRUPO EMPRESARIAL PALCO

ACTIVITY

Importer

COMMODITY

Beef

COUNTRY

Brazil

YEAR

2015

GRUPO EMPRESARIAL PALCO was the 1084th largest importer of beef from BRAZIL in 2015, accounting for 71 tons. As an importer, GRUPO EMPRESARIAL PALCO sources from 27 municipalities, or 1% of the beef production municipalities. The main destination of the beef imported by GRUPO EMPRESARIAL PALCO is CUBA, accounting for 100% of the total.




This website uses cookies to provide you with an improved user experience. By continuing to browse this site, you consent to the use of cookies and similar technologies. Please visit our [privacy policy](#) for further details.

I AGREE



Trase is a partnership
between

 Stockholm Environment
Institute

 Global Canopy Programme

In collaboration with

 vizzuality

 The European Forest
Institute


and many other
organizations and
individuals.


Donors



 The Global Environment
Facility

 WWF
 Europe

 Gordon and Betty Moore
Foundation

 The Nature
Conservancy

 Department for International
Development

 Formas
 Norway's
International Climate
and Forest Initiative
(NICFI)

[Terms of Use](#) · [Privacy policy](#) · [Cookie policy](#) · [Contact us](#)

This website uses cookies to provide you with an improved user experience. By continuing to browse this site, you consent to the use of cookies and similar technologies. Please visit our [privacy policy](#) for further details.

I AGREE