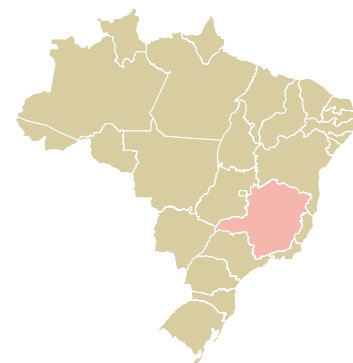
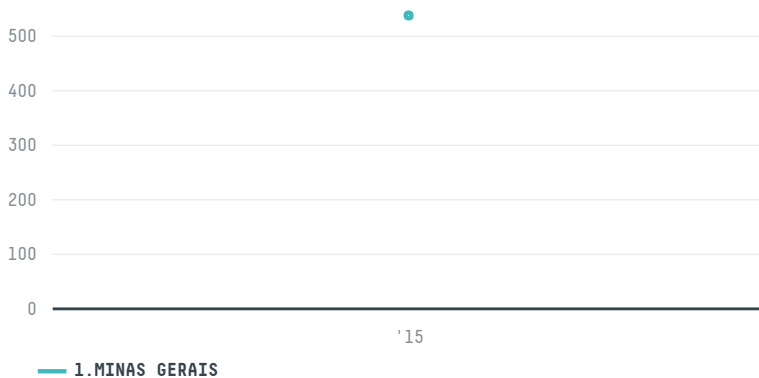
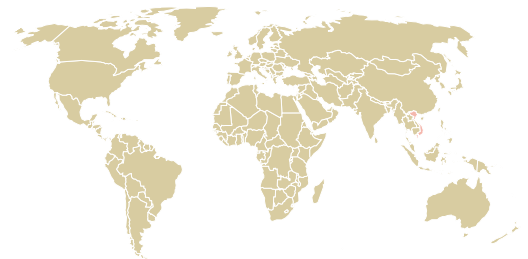


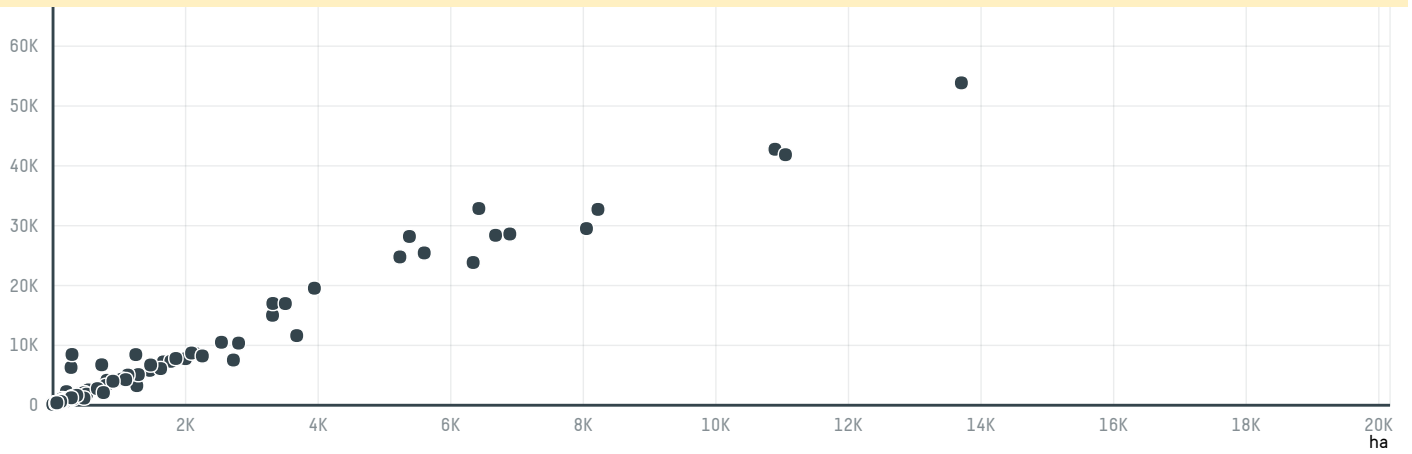
XINGU AGRICULTURE, INC.

ACTIVITY: **Importer** | COMMODITY: **Cotton** | COUNTRY: **Brazil** | YEAR: **2015**


XINGU AGRICULTURE, INC. was the 102nd largest importer of cotton from BRAZIL in 2015, accounting for 538 tons. As an importer, XINGU AGRICULTURE, INC. sources from 1 municipalities, or 1% of the cotton production municipalities. The main destination of the cotton imported by XINGU AGRICULTURE, INC. is VIETNAM, accounting for 100% of the total.

TOP DESTINATION COUNTRIES OF COTTON IMPORTED BY XINGU AGRICULTURE, INC.:





Trase is a partnership between



In close collaboration with many others.

[Click for more information about our partners and funders.](#)

- Home**
 - Supply Chains**
 - Finance**
 - Insights**
- Resources
 - Data Tools
 - Explore
 - Yearbook
 - About
 - Profiles
 - Search
 - Collections
 - Logistics Maps
 - Watchlists
 - Publications
 - Downloads
 - Methodology
 - FAQs

Sign up for our Newsletter

[twitter link](#) [linkedin link](#)

[Terms of use](#) • [Privacy policy](#) • [Cookie policy](#)

[Gordon and Betty Moore Foundation](#)

[Norway's International Climate and Forest Initiative \(NICFI\)](#)

[Good growth partnership](#)

