



trase

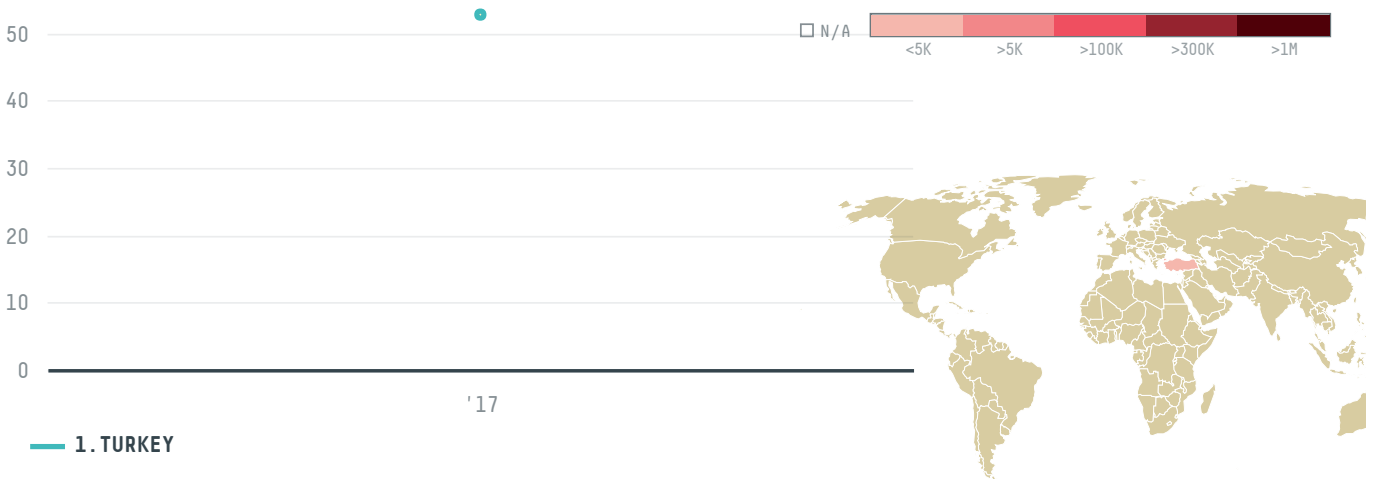
LOYAL AGRO COMPANAY

ACTIVITY: **Importer** COMMODITY: **Coffee** COUNTRY: **Brazil**

YEAR: **2017**

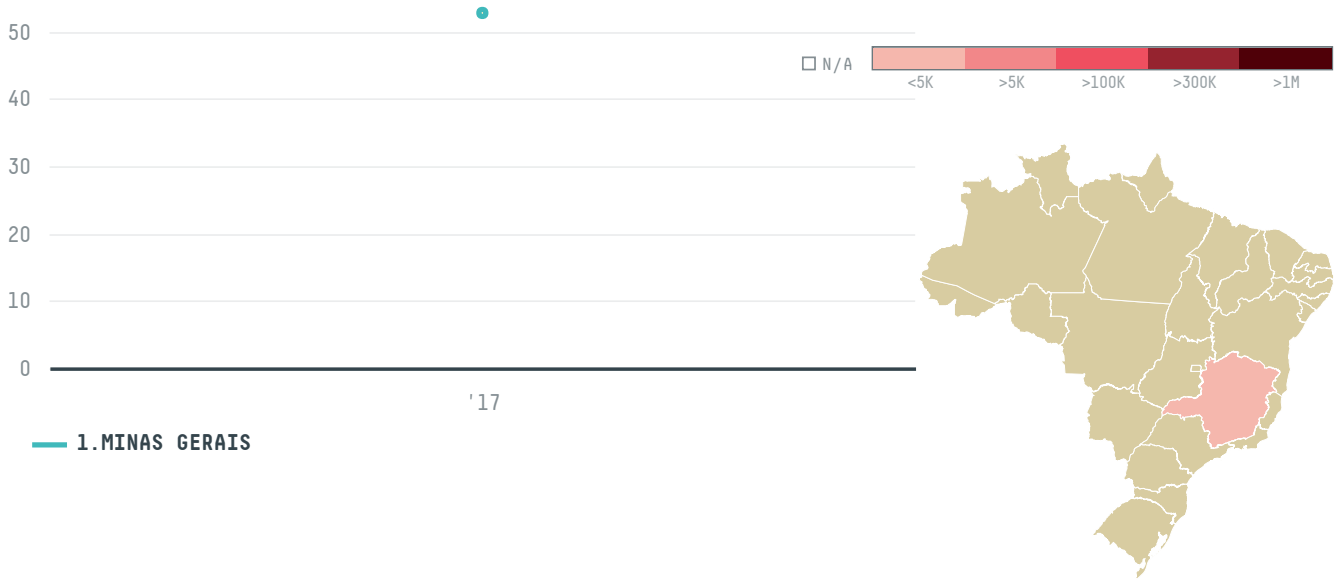
LOYAL AGRO COMPANAY was the 936th largest importer of coffee from BRAZIL in 2017, accounting for 53 tons. As an importer, LOYAL AGRO COMPANAY sources from 1 municipalities, or 0% of the coffee production municipalities. The main destination of the coffee imported by LOYAL AGRO COMPANAY is TURKEY, accounting for 100% of the total.

TOP DESTINATION COUNTRIES OF COFFEE IMPORTED BY LOYAL AGRO COMPANAY:



This website uses cookies to provide you with an improved user experience. By continuing to browse this site, you consent to the use of cookies and similar technologies. Please visit our [privacy policy](#) for further details.

I AGREE




Trase is a partnership
between

 Stockholm Environment Institute

 Global Canopy Programme

In collaboration with

 vizzuality

 The European Forest Institute

and many other organizations

Donors


 The Global Environment Facility

 WWF

 Europe

 Gordon and Betty Moore
Foundation

 The Nature Conservancy

 Department for International
Development

This website uses cookies to provide you with an improved user experience. By continuing to browse this site, you consent to the use of cookies and similar technologies. Please visit our [privacy policy](#) for further details.

I AGREE

This website uses cookies to provide you with an improved user experience. By continuing to browse this site, you consent to the use of cookies and similar technologies. Please visit our [privacy policy](#) for further details.

I AGREE