



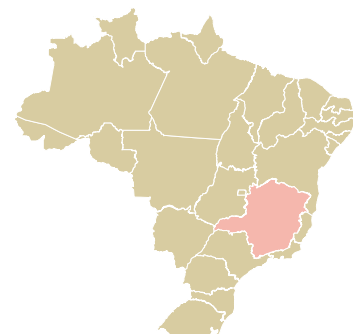
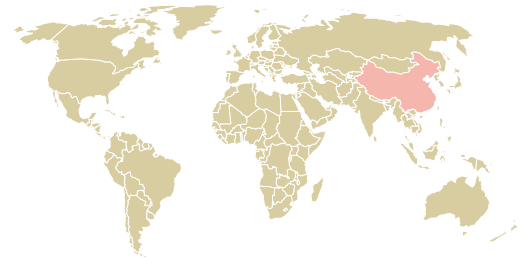
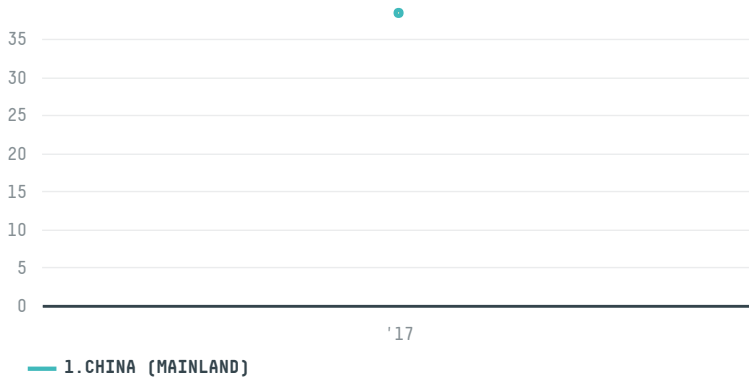
trase

MITSUI CO , LTD (EXP 0119 17D)

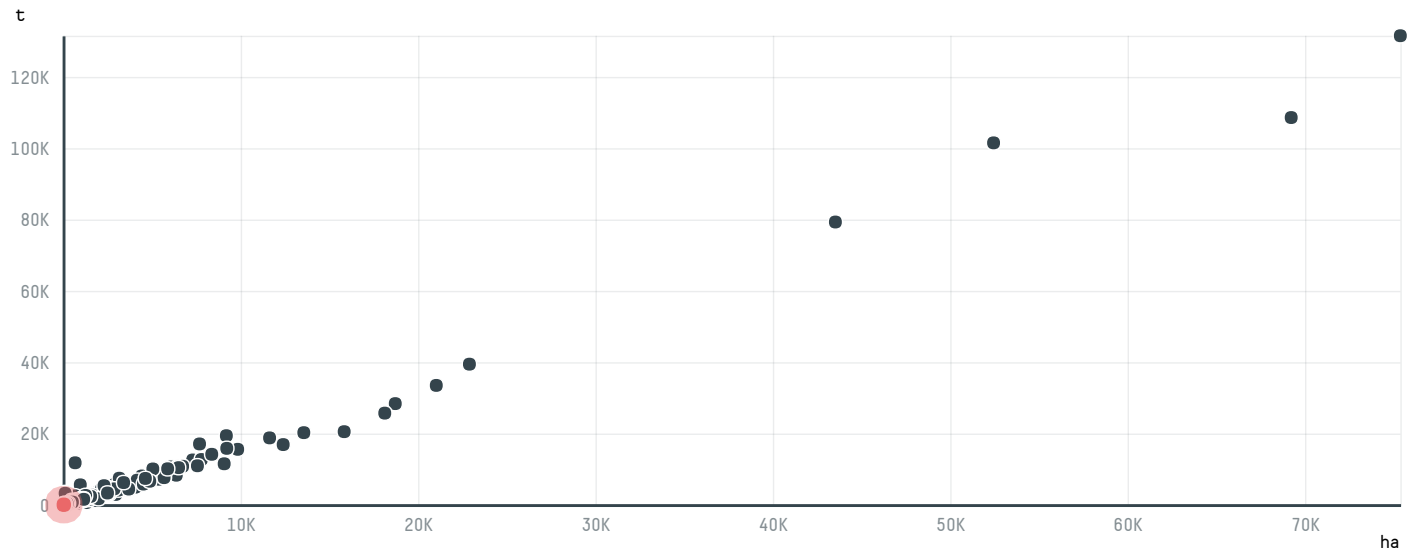
ACTIVITY	COMMODITY	COUNTRY	YEAR
Importer	Coffee	Brazil	2017

MITSUI CO , LTD (EXP 0119 17D) was the 987th largest importer of coffee from BRAZIL in 2017, accounting for 38 tons. As an importer, MITSUI CO , LTD (EXP 0119 17D) sources from 1 municipalities, or 0% of the coffee production municipalities. The main destination of the coffee imported by MITSUI CO , LTD (EXP 0119 17D) is CHINA (MAINLAND), accounting for 100% of the total.

TOP DESTINATION COUNTRIES OF COFFEE IMPORTED BY MITSUI CO , LTD (EXP 0119 17D):



COMPARING COMPANIES IMPORTING COFFEE FROM BRAZIL IN 2017



Trase is a partnership between

Stockholm Environment Institute

Global Canopy Programme

In collaboration with

vizzuality

The European Forest Institute

and many other organizations and individuals.

Donors

The Global Environment Facility

WWF

Europe

Gordon and Betty Moore Foundation

The Nature Conservancy

Department for International Development

Formas

Norway's International Climate and Forest Initiative (NICFI)

[Terms of Use](#) · [Privacy policy](#) · [Cookie policy](#) · [Contact us](#)

