



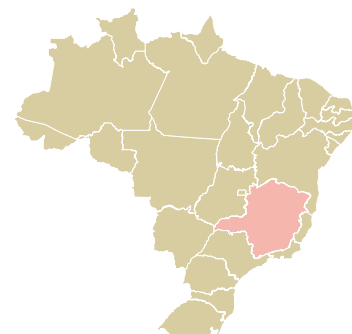


trase

MITSUI & CO.LTD.- TOKYO OFFICE

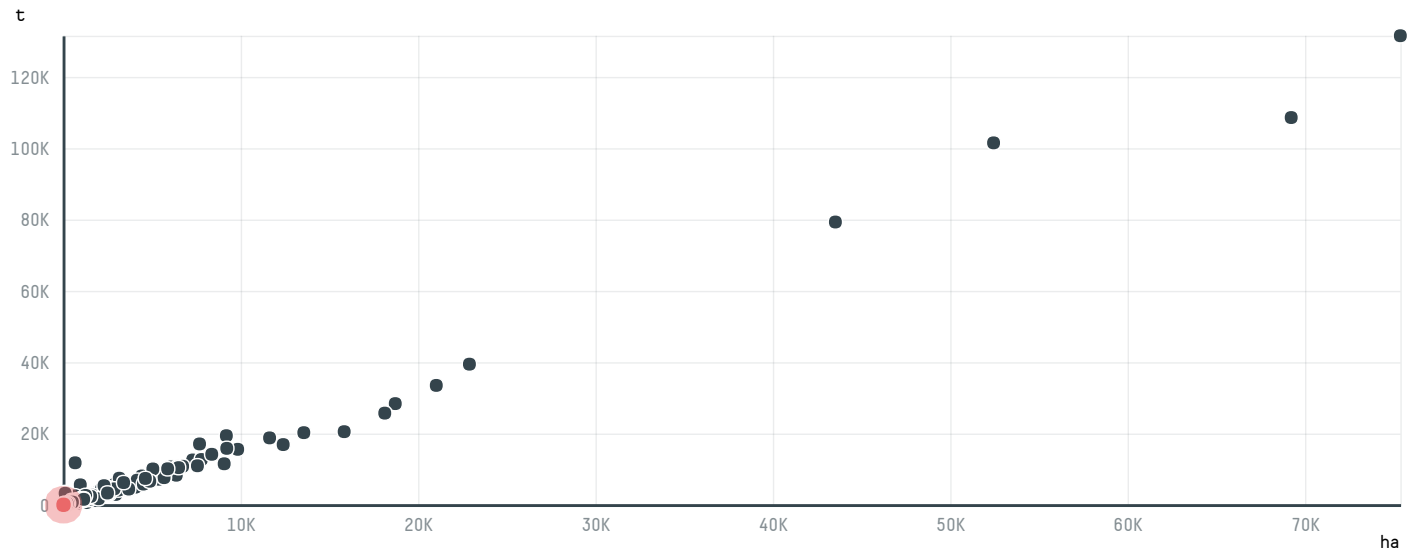
ACTIVITY COMMODITY COUNTRY YEAR
Importer **Coffee** **Brazil** **2017**

MITSUI & CO.LTD.- TOKYO OFFICE was the 1268th largest importer of coffee from BRAZIL in 2017, accounting for 18 tons. This is no change from the previous year. As an importer, MITSUI & CO.LTD.- TOKYO OFFICE sources from 1 municipalities, or 0% of the coffee production municipalities. The main destination of the coffee imported by MITSUI & CO.LTD.- TOKYO OFFICE is JAPAN, accounting for 100% of the total.

TOP DESTINATION COUNTRIES OF COFFEE IMPORTED BY MITSUI & CO.LTD.- TOKYO OFFICE:



COMPARING COMPANIES IMPORTING COFFEE FROM BRAZIL IN 2017



Trase is a partnership between



In collaboration with



and many other organizations and individuals.

Donors



[Terms of Use](#) · [Privacy policy](#) · [Cookie policy](#) · [Contact us](#)

