



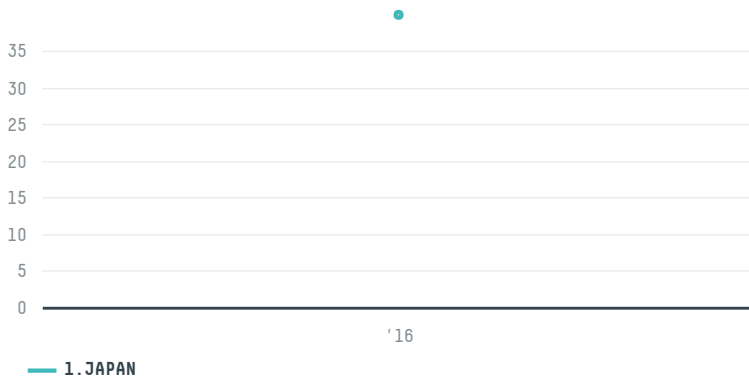
# trase

## MARUBENI CORPORATION COFFEE SECTION (S-28926-A - 666 SA

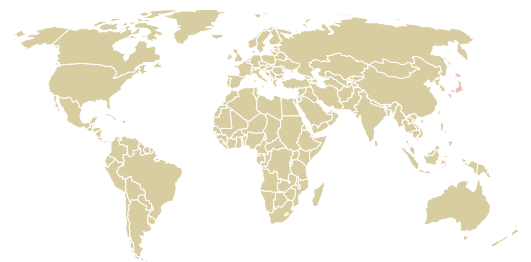
ACTIVITY      COMMODITY      COUNTRY      YEAR  
**Importer      Coffee      Brazil      2016**

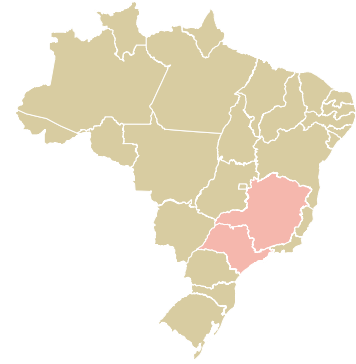
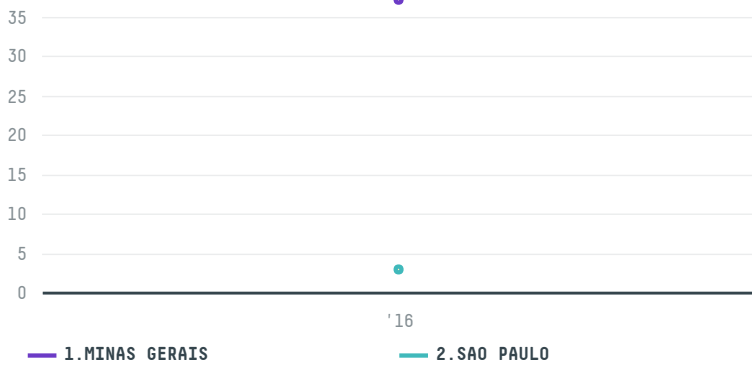
MARUBENI CORPORATION COFFEE SECTION (S-28926-A - 666 SA was the 1210th largest importer of coffee from BRAZIL in 2016, accounting for 40 tons. As an importer, MARUBENI CORPORATION COFFEE SECTION (S-28926-A - 666 SA sources from 4 municipalities, or 1% of the coffee production municipalities. The main destination of the coffee imported by MARUBENI CORPORATION COFFEE SECTION (S-28926-A - 666 SA is JAPAN, accounting for 100% of the total.

### TOP DESTINATION COUNTRIES OF COFFEE IMPORTED BY MARUBENI CORPORATION COFFEE SECTION (S-28926-A - 666 SA:

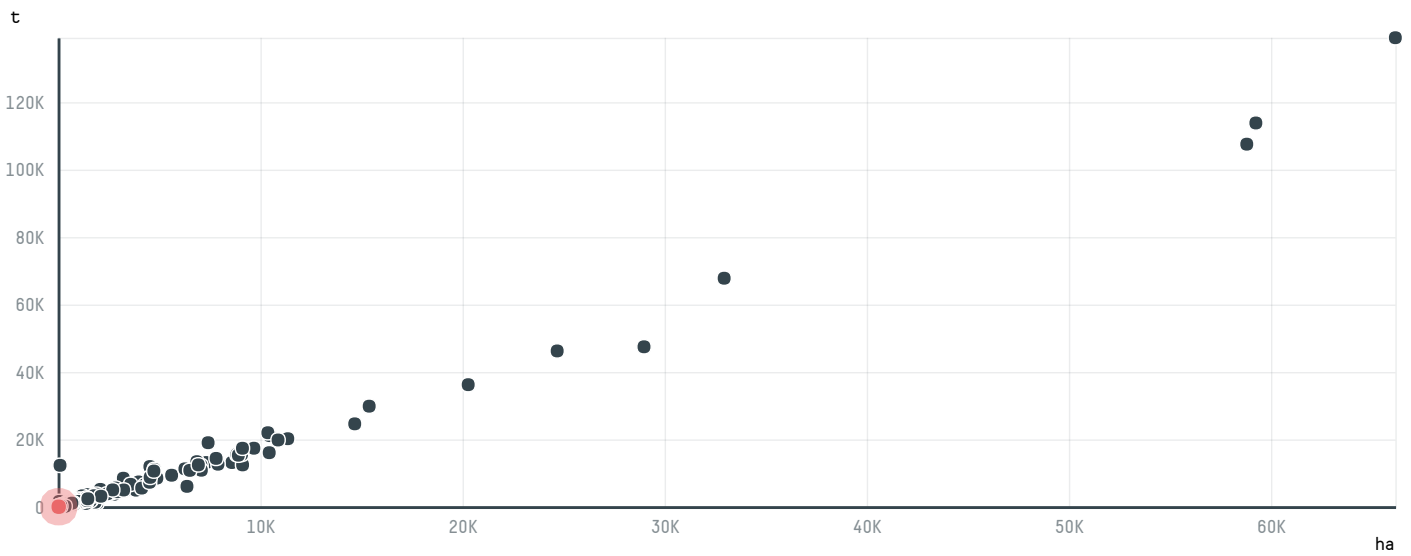


□ N/A      <5K      >5K      >100K      >300K      >1M





COMPARING COMPANIES IMPORTING COFFEE FROM BRAZIL IN 2016



Trase is a partnership between





In collaboration with



and many other organizations and individuals.

Donors



[Terms of Use](#) · [Privacy policy](#) · [Cookie policy](#) · [Contact us](#)

This website uses cookies to provide you with an improved user experience. By continuing to browse this site, you consent to the use of cookies and similar technologies. Please visit our [privacy policy](#) for further details.

I AGREE

