



# trase

## S. ISHIMITSU & CO. LTD (EC-039/16)

ACTIVITY

**Importer**

COMMODITY

**Coffee**

COUNTRY

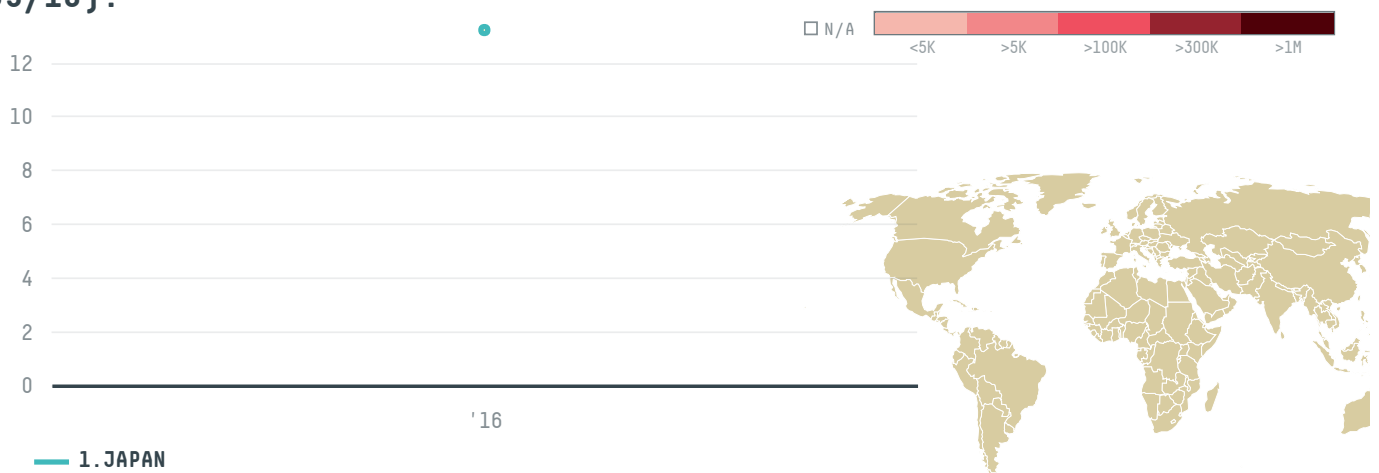
**Brazil**

YEAR

**2016**

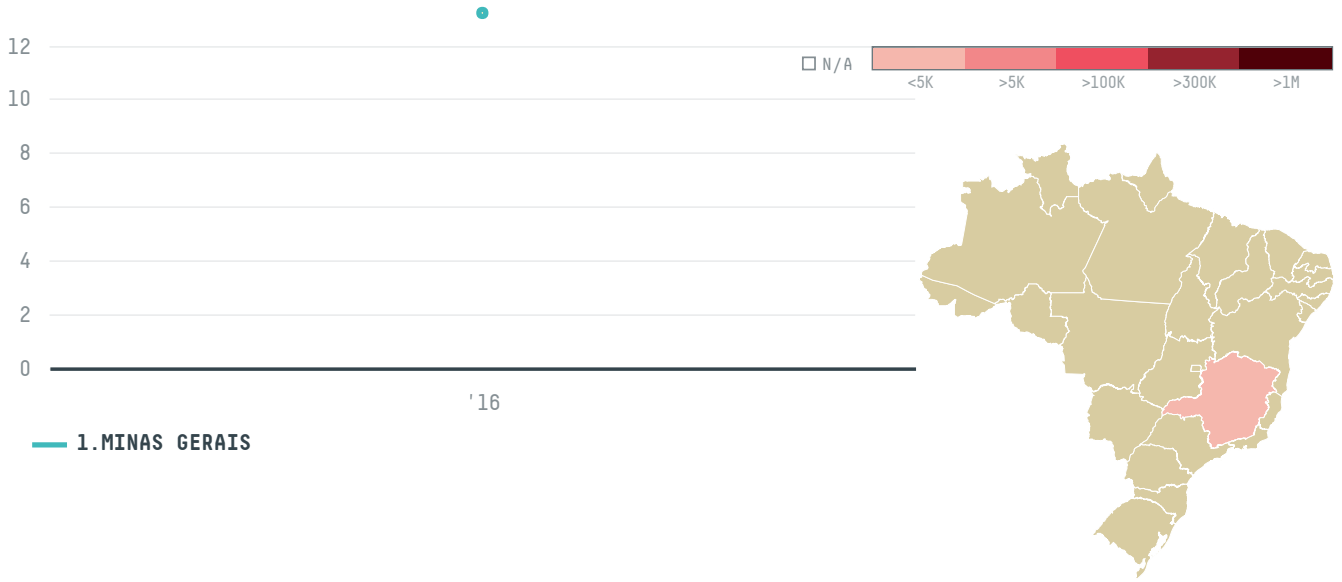
S. ISHIMITSU & CO. LTD (EC-039/16) was the 1558th largest importer of coffee from BRAZIL in 2016, accounting for 13 tons. As an importer, S. ISHIMITSU & CO. LTD (EC-039/16) sources from 4 municipalities, or 1% of the coffee production municipalities. The main destination of the coffee imported by S. ISHIMITSU & CO. LTD (EC-039/16) is JAPAN, accounting for 100% of the total.

### TOP DESTINATION COUNTRIES OF COFFEE IMPORTED BY S. ISHIMITSU & CO. LTD (EC-039/16):



This website uses cookies to provide you with an improved user experience. By continuing to browse this site, you consent to the use of cookies and similar technologies. Please visit our [privacy policy](#) for further details.

I AGREE




Trase is a partnership  
between

 Stockholm Environment Institute

 Global Canopy Programme

In collaboration with

 vizzuality

 The European Forest Institute


and many other organizations

Donors


 The Global Environment Facility

 WWF

 Europe

 Gordon and Betty Moore  
Foundation

 The Nature Conservancy

 Department for International  
Development

This website uses cookies to provide you with an improved user experience. By continuing to browse this site, you consent to the use of cookies and similar technologies. Please visit our [privacy policy](#) for further details.

I AGREE

This website uses cookies to provide you with an improved user experience. By continuing to browse this site, you consent to the use of cookies and similar technologies. Please visit our [privacy policy](#) for further details.

**I AGREE**