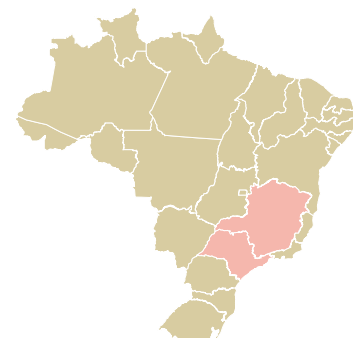
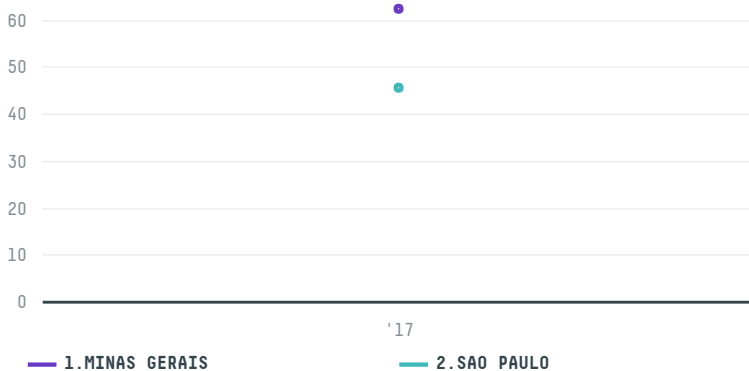
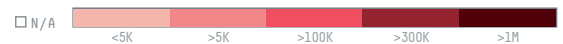


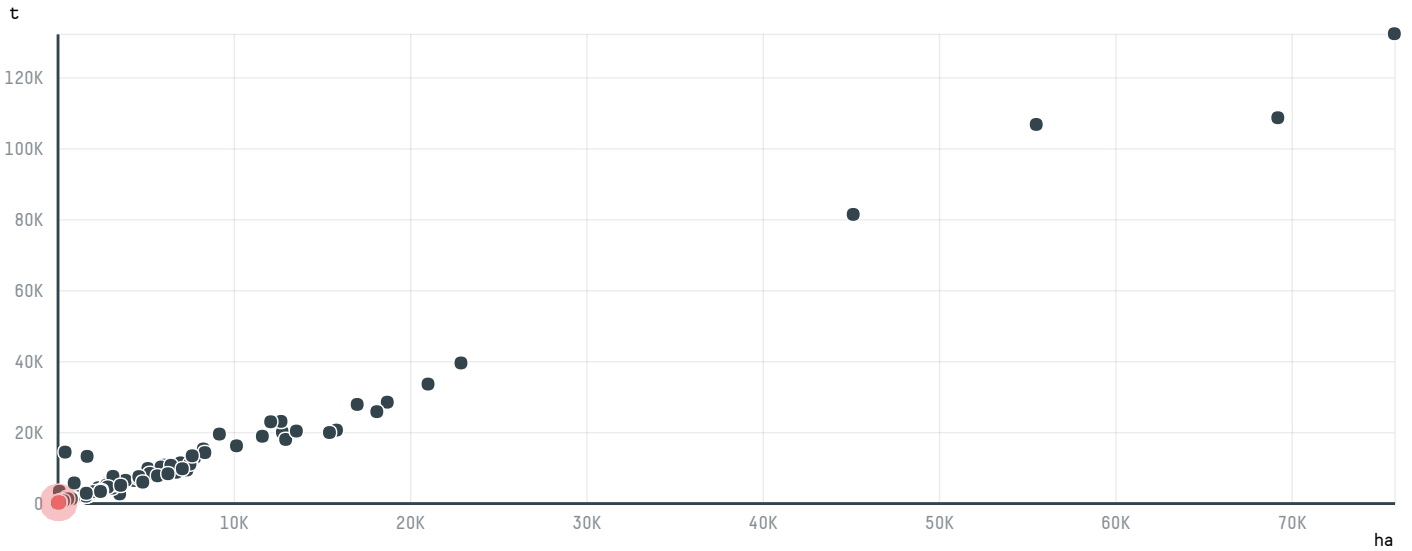
MITSUI CO , LTD (EXP 0117 17E)

ACTIVITY: **Importer** COMMODITY: **Coffee** COUNTRY: **Brazil** YEAR: **2017**



MITSUI CO , LTD (EXP 0117 17E) was the 538th largest importer of coffee from BRAZIL in 2017, accounting for 108 tons. As an importer, MITSUI CO , LTD (EXP 0117 17E) sources from 72 municipalities, or 11% of the coffee production municipalities. The main destination of the coffee imported by MITSUI CO , LTD (EXP 0117 17E) is GERMANY, accounting for 100% of the total.

TOP DESTINATION COUNTRIES OF COFFEE IMPORTED BY MITSUI CO , LTD (EXP 0117 17E):





Trase is a partnership between



In close collaboration with many others.

[Click for more information about our partners and funders.](#)

- Home**
 - Supply Chains**
 - Finance**
 - Insights**
- Resources
 - Data Tools
 - Explore
 - Yearbook
 - About
 - Profiles
 - Search
 - Collections
 - Logistics Maps
 - Watchlists
 - Publications
 - Downloads
 - Methodology
 - FAQs

Sign up for our Newsletter

[twitter link](#) [linkedin link](#)

[Terms of use](#) • [Privacy policy](#) • [Cookie policy](#)

[Gordon and Betty Moore Foundation](#)

[Norway's International Climate and Forest Initiative \(NICFI\)](#)

[Good growth partnership](#)

This website uses cookies to provide you with an improved user experience. By continuing to browse this site, you consent to the use of cookies and similar technologies. Please visit our [privacy policy](#) for further details.

I understand

