



# GEBR. WESTHOFF GMBH & CO. ROH & ROSTKAFFEE KG (EXP-0688

ACTIVITY

**Importer**

COMMODITY

**Coffee**

COUNTRY

**Brazil**

YEAR

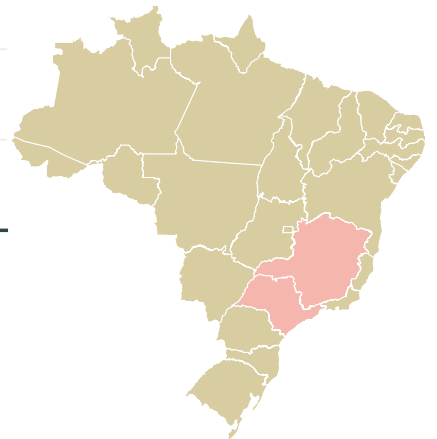
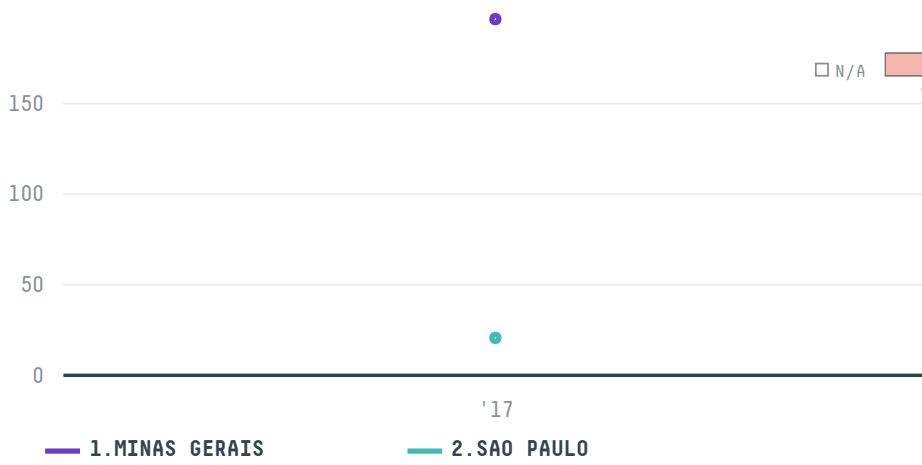
**2017**

GEBR. WESTHOFF GMBH & CO. ROH & ROSTKAFFEE KG (EXP-0688 was the 393rd largest importer of coffee from BRAZIL in 2017, accounting for 216 tons. As an importer, GEBR. WESTHOFF GMBH & CO. ROH & ROSTKAFFEE KG (EXP-0688 sources from 72 municipalities, or 11% of the coffee production municipalities. The main destination of the coffee imported by GEBR. WESTHOFF GMBH & CO. ROH & ROSTKAFFEE KG (EXP-0688 is GERMANY, accounting for 100% of the total.

## ROU & ROSTRAFFEE RO (EXP-0000).



1. GERMANY



1. MINAS GERAIS


2. SAO PAULO




This website uses cookies to provide you with an improved user experience. By continuing to browse this site, you consent to the use of cookies and similar technologies. Please visit our [privacy policy](#) for further details.

I understand

Trase is a partnership between

 Stockholm Environment  
Institute

 Global Canopy  
Programme

In close collaboration with many others.

[Click for more information about our partners and funders.](#)

## Home

Resources

About

## Supply Chains

Data Tools

Profiles

Logistics Maps

Downloads

## Finance

Explore

Search

Watchlists

Methodology

FAQs

## Insights

Yearbook

Collections

Publications

## Sign up for our Newsletter

Enter your email...




 twitter link  linkedin link

[Terms of use](#) • [Privacy policy](#) • [Cookie policy](#)

 Gordon and Betty Moore Foundation

 Norway's International Climate and Forest Initiative (NICFI)

 Good growth partnership

This website uses cookies to provide you with an improved user experience. By continuing to browse this site, you consent to the use of cookies and similar technologies. Please visit our [privacy policy](#) for further details.

I understand