



# COMMUNITY COFFEE CO., L.L.C. S-29031-A 1.600 SACAS

ACTIVITY

**Importer**

COMMODITY

**Coffee**

COUNTRY

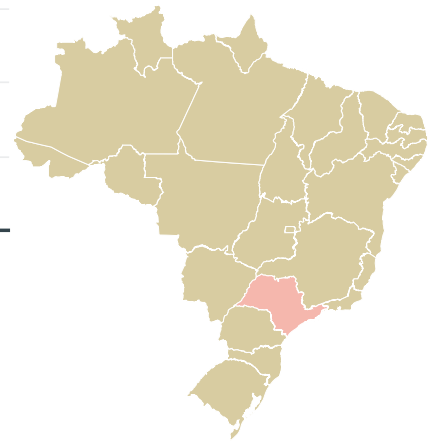
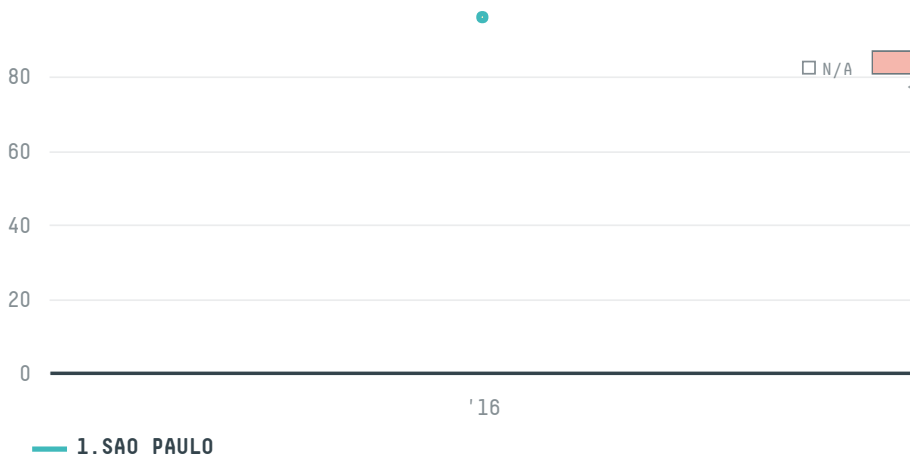
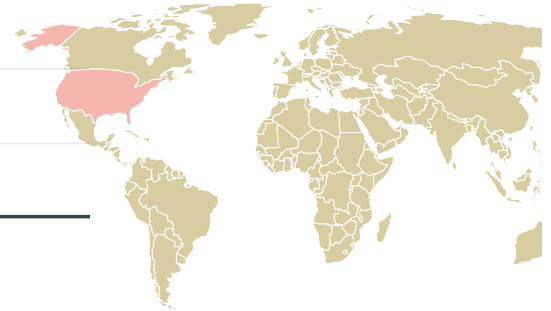
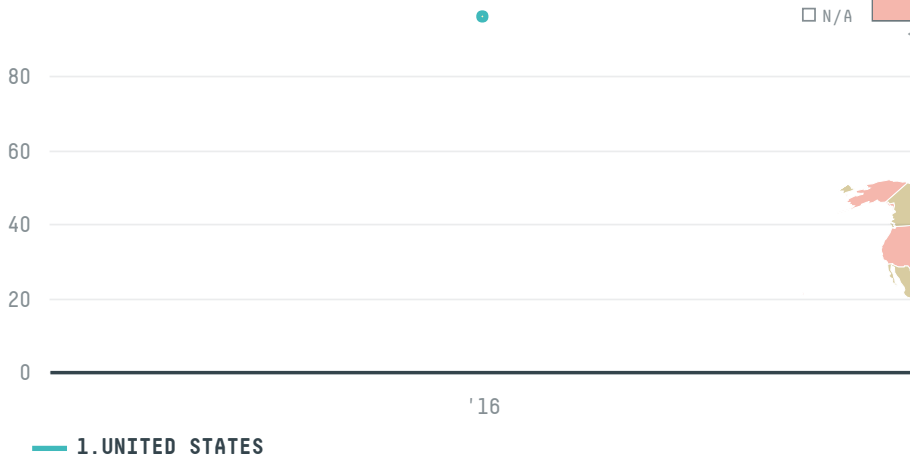
**Brazil**

YEAR

**2016**

COMMUNITY COFFEE CO., L.L.C. S-29031-A 1.600 SACAS was the 616th largest importer of coffee from BRAZIL in 2016, accounting for 96 tons. As an importer, COMMUNITY COFFEE CO., L.L.C. S-29031-A 1.600 SACAS sources from 1 municipalities, or 0% of the coffee production municipalities. The main destination of the coffee imported by COMMUNITY COFFEE CO., L.L.C. S-29031-A 1.600 SACAS is UNITED STATES, accounting for 100% of the total.


**L.L.C. 5-29051-H 1,000 SHARES.**




This website uses cookies to provide you with an improved user experience. By continuing to browse this site, you consent to the use of cookies and similar technologies. Please visit our [privacy policy](#) for further details.

I understand

Trase is a partnership between

 Stockholm Environment  
Institute

 Global Canopy  
Programme

In close collaboration with many others.

[Click for more information about our partners and funders.](#)

## Home

Resources

About

## Supply Chains

Data Tools

Profiles

Logistics Maps

Downloads

## Finance

Explore

Search

Watchlists

Methodology

FAQs

## Insights

Yearbook

Collections

Publications

## Sign up for our Newsletter


Enter your email...




 twitter link  linkedin link

[Terms of use](#) • [Privacy policy](#) • [Cookie policy](#)

 Gordon and Betty Moore Foundation

 Norway's International Climate and Forest Initiative (NICFI)

 Good growth partnership

This website uses cookies to provide you with an improved user experience. By continuing to browse this site, you consent to the use of cookies and similar technologies. Please visit our [privacy policy](#) for further details.

I understand