



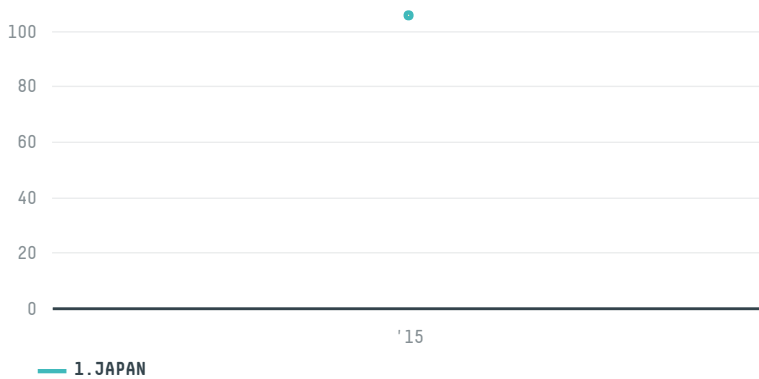
# trase

## MARUBENI CORPORATION COFFEE SECTION S- 28257-A 1.760 SAC

ACTIVITY	COMMODITY	COUNTRY	YEAR
<b>Importer</b>	<b>Coffee</b>	<b>Brazil</b>	<b>2015</b>

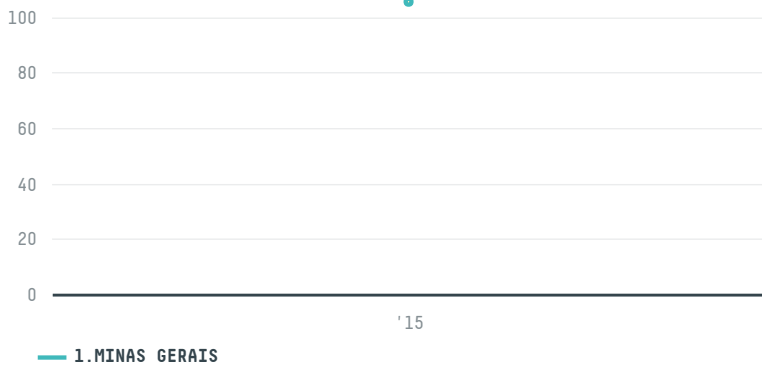
MARUBENI CORPORATION COFFEE SECTION S-28257-A 1.760 SAC was the 782nd largest importer of coffee from BRAZIL in 2015, accounting for 106 tons. As an importer, MARUBENI CORPORATION COFFEE SECTION S-28257-A 1.760 SAC sources from 1 municipalities, or 0% of the coffee production municipalities. The main destination of the coffee imported by MARUBENI CORPORATION COFFEE SECTION S-28257-A 1.760 SAC is JAPAN, accounting for 100% of the total.

### TOP DESTINATION COUNTRIES OF COFFEE IMPORTED BY MARUBENI CORPORATION COFFEE SECTION S-28257-A 1.760 SAC:

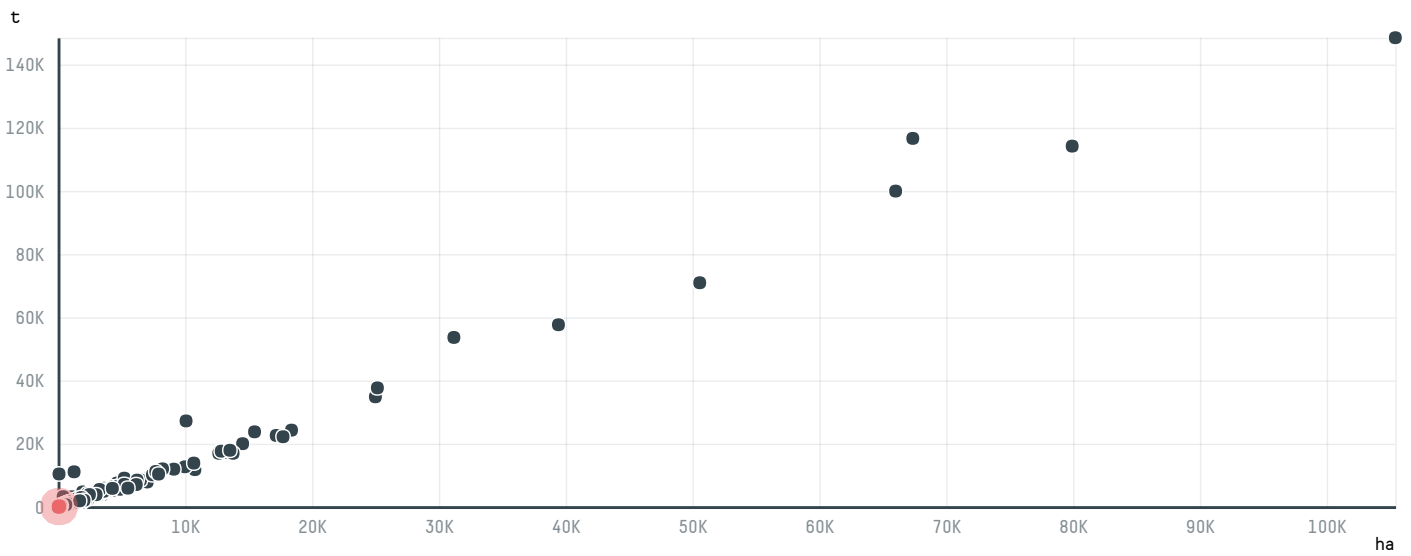


□ N/A  <5K  >5K  >100K  >300K  >1M





### COMPARING COMPANIES IMPORTING COFFEE FROM BRAZIL IN 2015



Trase is a partnership between



In collaboration with



and many other organizations and individuals.

Donors



[Terms of Use](#) · [Privacy policy](#) · [Cookie policy](#) · [Contact us](#)

This website uses cookies to provide you with an improved user experience. By continuing to browse this site, you consent to the use of cookies and similar technologies. Please visit our [privacy policy](#) for further details.

I AGREE

