



trase

ITOCHU CORPORATION (S-27848-A - 280 SACAS)

ACTIVITY

Importer

COMMODITY

Coffee

COUNTRY

Brazil

YEAR

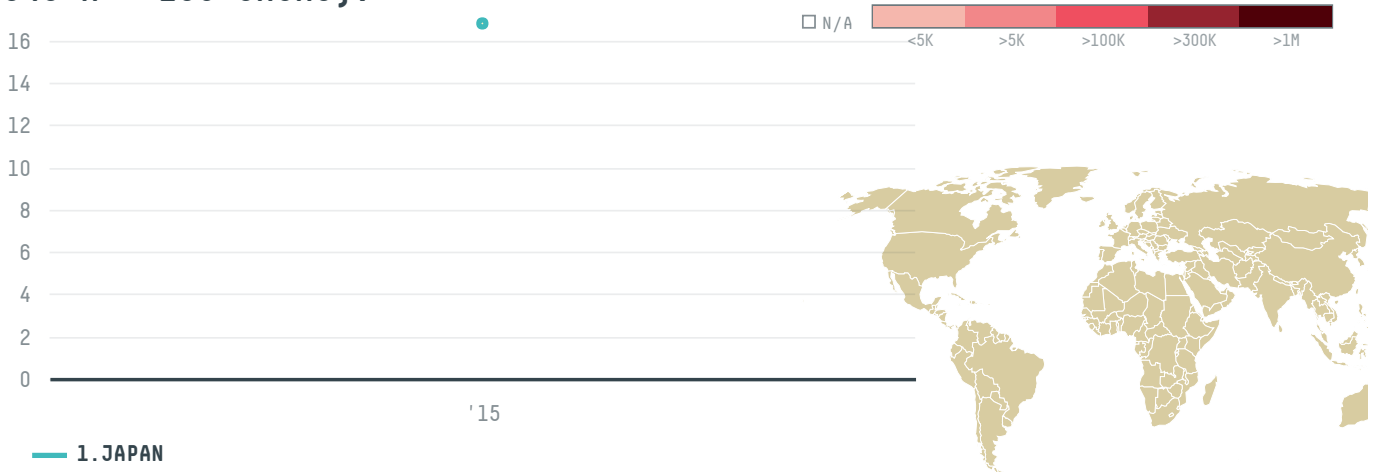
2015

ITOCHU CORPORATION (S-27848-A - 280 SACAS) was the 1482nd largest importer of coffee from BRAZIL in 2015, accounting for 17 tons. As an importer, ITOCHU CORPORATION (S-27848-A - 280 SACAS) sources from 1 municipalities, or 0% of the coffee production municipalities. The main destination of the coffee imported by ITOCHU CORPORATION (S-27848-A - 280 SACAS) is JAPAN, accounting for 100% of the total.

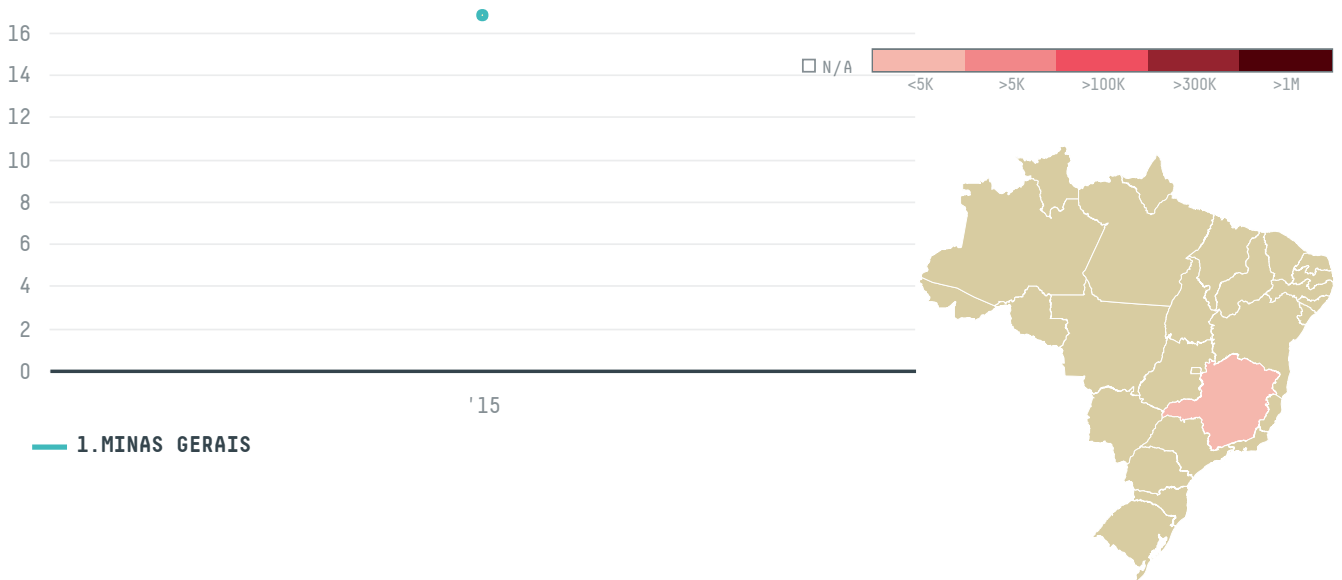
This website uses cookies to provide you with an improved user experience. By continuing to browse this site, you consent to the use of cookies and similar technologies. Please visit our [privacy policy](#) for further details.

I AGREE

TOP DESTINATION COUNTRIES OF COFFEE IMPORTED BY ITOCHU CORPORATION (S-27848-A - 280 SACAS):



1. JAPAN



1. MINAS GERAIS




This website uses cookies to provide you with an improved user experience. By continuing to browse this site, you consent to the use of cookies and similar technologies. Please visit our [privacy policy](#) for further details.


I AGREE


Trase is a partnership
between

 Stockholm Environment Institute

 Global Canopy Programme

In collaboration with

 vizzuality

 The European Forest Institute


and many other organizations
and individuals.

Donors


 The Global Environment Facility

 WWF


 Europe

 Gordon and Betty Moore
Foundation

 The Nature Conservancy

 Department for International
Development

 Formas

 Norway's International
Climate and Forest Initiative
(NICFI)

[Terms of Use](#) · [Privacy policy](#) · [Cookie policy](#) · [Contact us](#)

This website uses cookies to provide you with an improved user experience. By continuing to browse this site, you consent to the use of cookies and similar technologies. Please visit our [privacy policy](#) for further details.

I AGREE