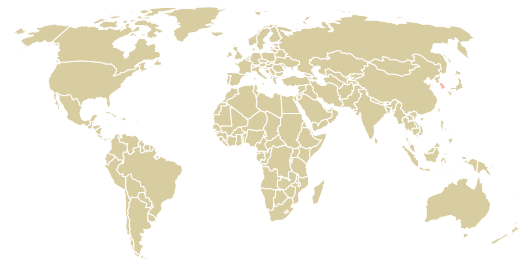
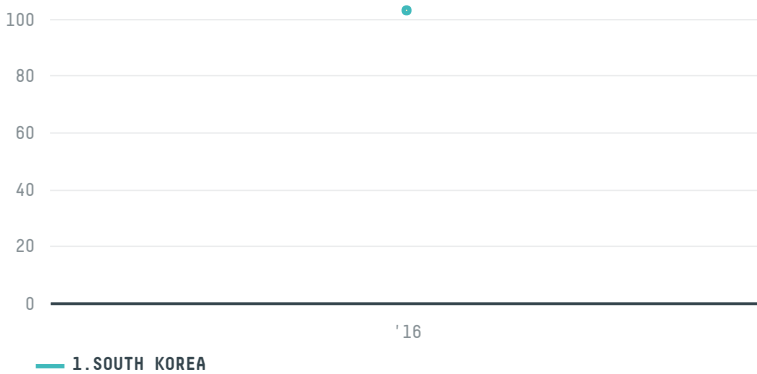


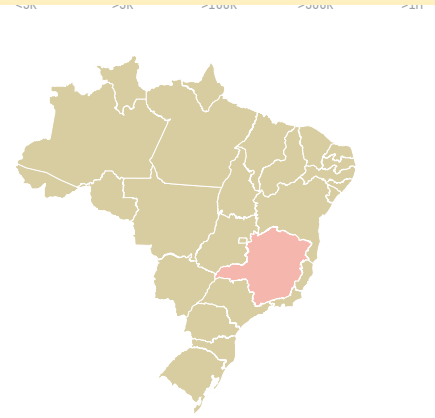
# MARUBENI CORPORATION COFFEE SECTION S-29203-B 1.716 SAC

ACTIVITY: **Importer**    COMMODITY: **Coffee**    COUNTRY: **Brazil**    YEAR: **2016**

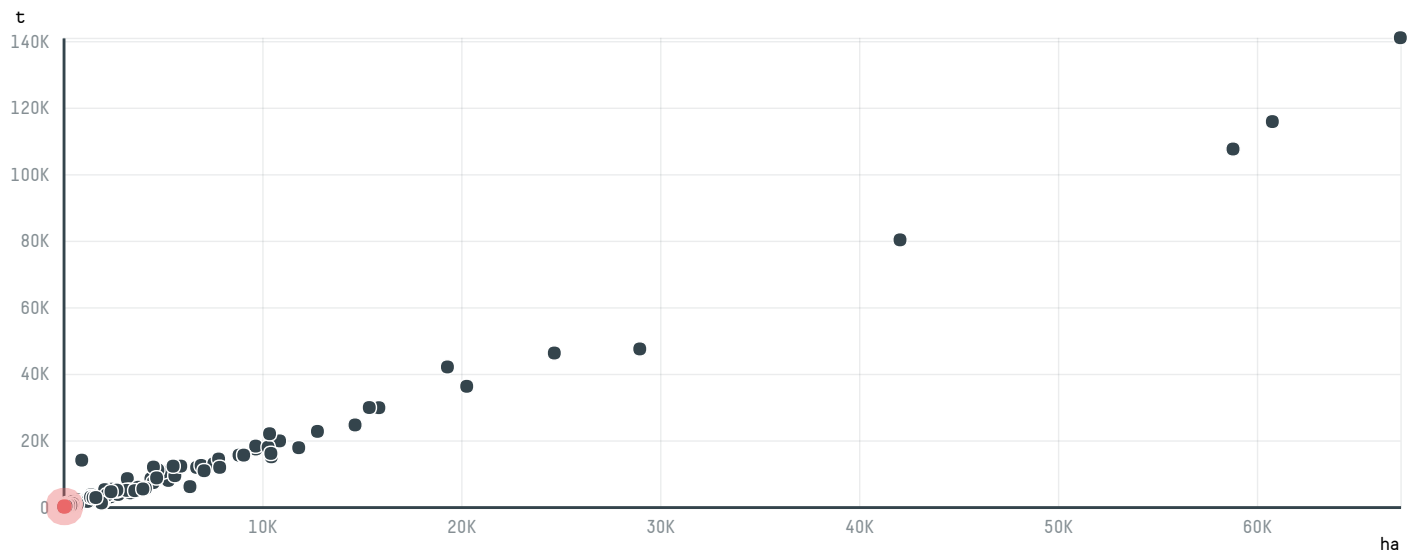
MARUBENI CORPORATION COFFEE SECTION S-29203-B 1.716 SAC was the 595th largest importer of coffee from BRAZIL in 2016, accounting for 103 tons. As an importer, MARUBENI CORPORATION COFFEE SECTION S-29203-B 1.716 SAC sources from 1 municipalities, or 0% of the coffee production municipalities. The main destination of the coffee imported by MARUBENI CORPORATION COFFEE SECTION S-29203-B 1.716 SAC is SOUTH KOREA, accounting for 100% of the total.

## TOP DESTINATION COUNTRIES OF COFFEE IMPORTED BY MARUBENI CORPORATION COFFEE SECTION S-29203-B 1.716 SAC:


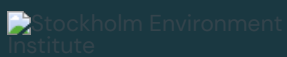




### COMPARING COMPANIES IMPORTING COFFEE FROM BRAZIL IN 2016



Trase is a partnership between



In close collaboration with many others.

[Click for more information about our partners and funders.](#)

#### Home

Resources

About

#### Supply Chains

Data Tools

Profiles

Logistics Maps

Downloads

#### Finance

Explore

Search

Watchlists

Methodology

FAQs

#### Insights

Yearbook

Collections

Publications


This website uses cookies to provide you with an improved user experience. By continuing to browse this site, you consent to the use of cookies and similar technologies. Please visit our [privacy policy](#) for further details.


I understand

 [twitter link](#)  [linkedin link](#)

[Terms of use](#) • [Privacy policy](#) • [Cookie policy](#)

 [Gordon and Betty Moore Foundation](#)

 [Norway's International Climate and Forest Initiative \(NICFI\)](#)

 [Good growth partnership](#)