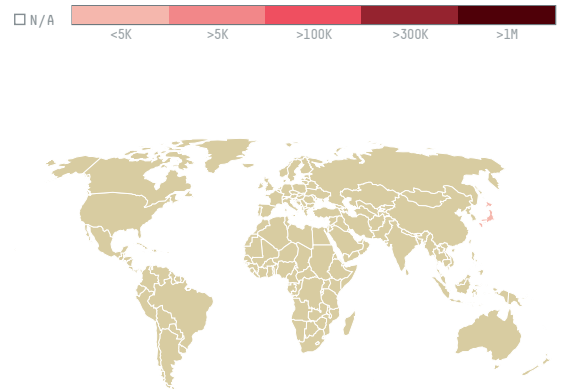
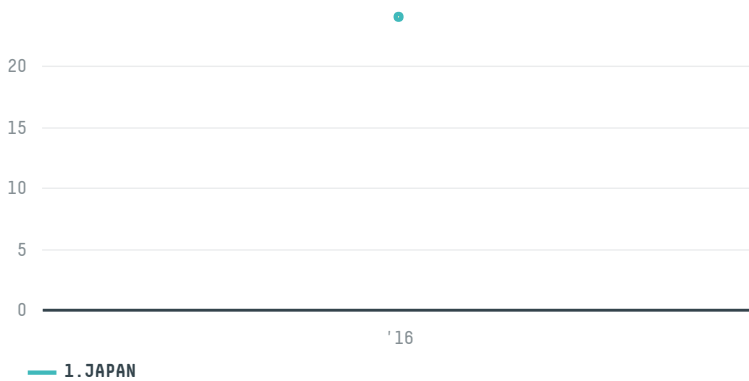


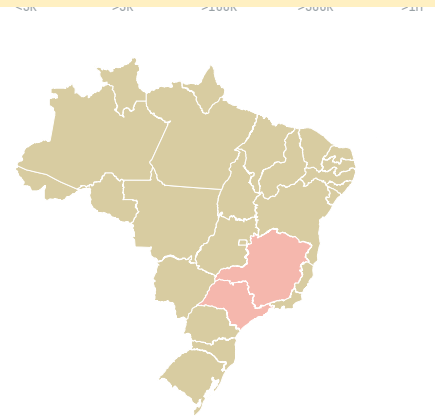
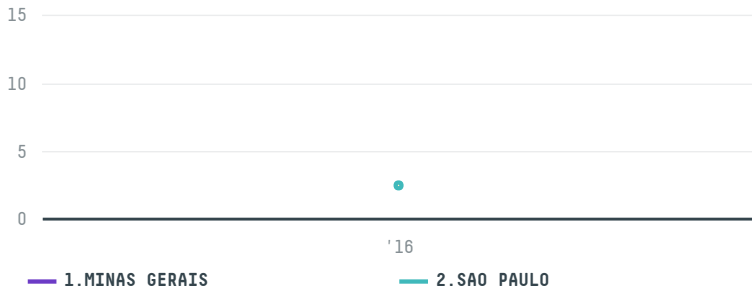
MARUBENI CORPORATION COFFEE SECTION (S-28387-AC- 400 SA

ACTIVITY: **Importer** COMMODITY: **Coffee** COUNTRY: **Brazil** YEAR: **2016**

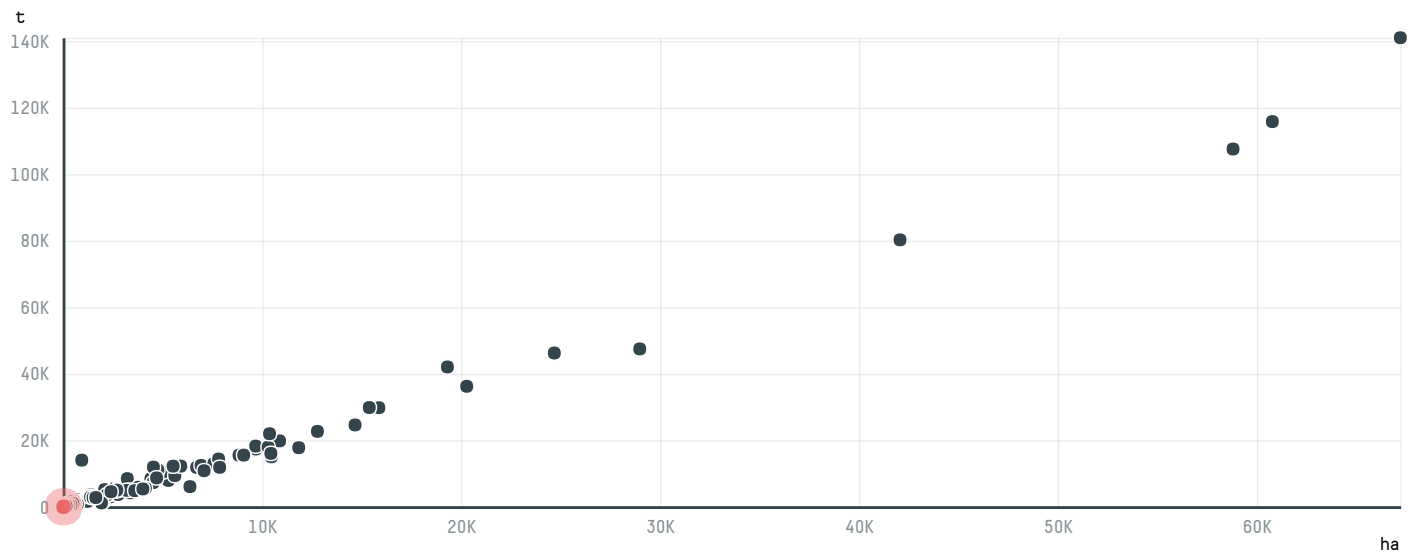
MARUBENI CORPORATION COFFEE SECTION (S-28387-AC- 400 SA was the 974th largest importer of coffee from BRAZIL in 2016, accounting for 24 tons. As an importer, MARUBENI CORPORATION COFFEE SECTION (S-28387-AC- 400 SA sources from 4 municipalities, or 1% of the coffee production municipalities. The main destination of the coffee imported by MARUBENI CORPORATION COFFEE SECTION (S-28387-AC- 400 SA is JAPAN, accounting for 100% of the total.

TOP DESTINATION COUNTRIES OF COFFEE IMPORTED BY MARUBENI CORPORATION COFFEE SECTION (S-28387-AC-400 SA:





COMPARING COMPANIES IMPORTING COFFEE FROM BRAZIL IN 2016



Trase is a partnership between



In close collaboration with many others.

[Click for more information about our partners and funders.](#)

- | | | | |
|-------------|----------------------|----------------|-----------------|
| Home | Supply Chains | Finance | Insights |
| Resources | Data Tools | Explore | Yearbook |
| About | Profiles | Search | Collections |
| | Logistics Maps | Watchlists | Publications |
| | Downloads | Methodology | |
| | | FAQs | |


This website uses cookies to provide you with an improved user experience. By continuing to browse this site, you consent to the use of cookies and similar technologies. Please visit our [privacy policy](#) for further details.


I understand

 [twitter link](#)  [linkedin link](#)

[Terms of use](#) • [Privacy policy](#) • [Cookie policy](#)

 [Gordon and Betty Moore Foundation](#)

 [Norway's International Climate and Forest Initiative \(NICFI\)](#)

 [Good growth partnership](#)