



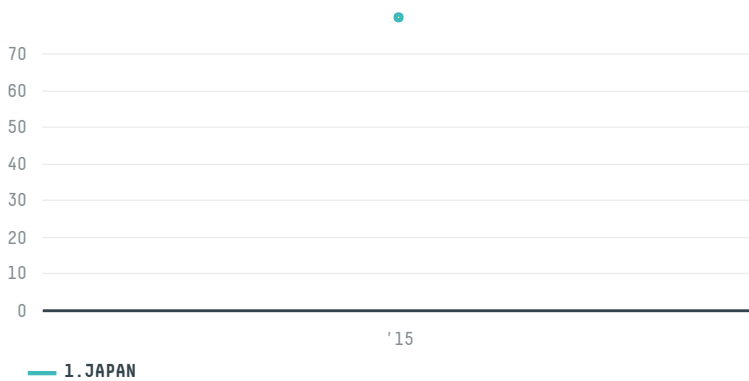
trase

# MARUBENI CORPORATION COFFEE SECTION (S-27572-A - 1.333

ACTIVITY: **Importer**  
COMMODITY: **Coffee**  
COUNTRY: **Brazil**  
YEAR: **2015**

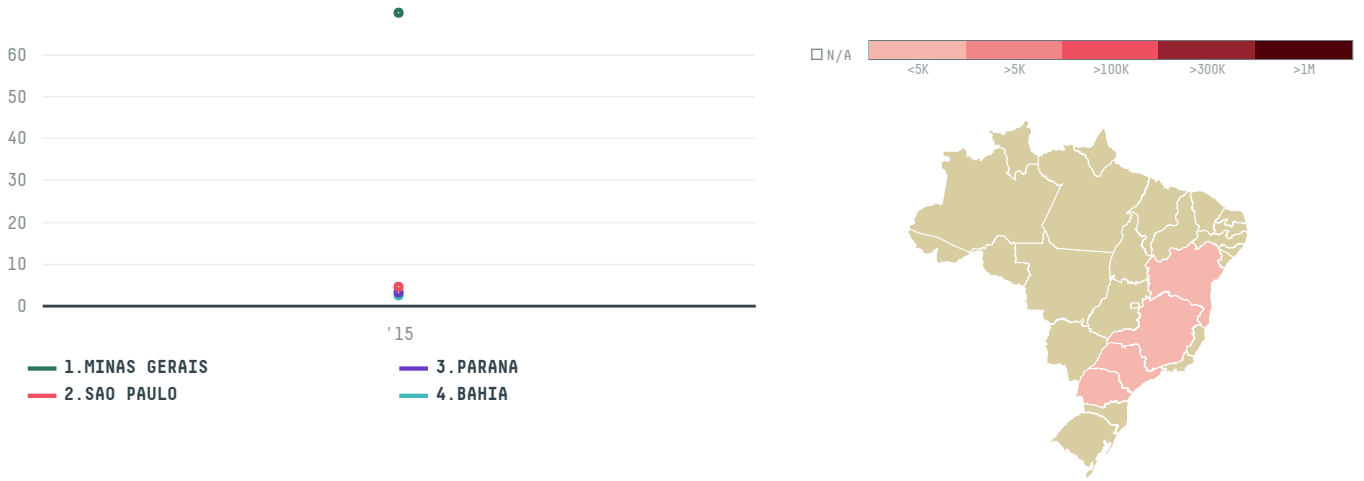
MARUBENI CORPORATION COFFEE SECTION (S-27572-A - 1.333 was the 893rd largest importer of coffee from BRAZIL in 2015, accounting for 80 tons. As an importer, MARUBENI CORPORATION COFFEE SECTION (S-27572-A - 1.333 sources from 14 municipalities, or 2% of the coffee production municipalities. The main destination of the coffee imported by MARUBENI CORPORATION COFFEE SECTION (S-27572-A - 1.333 is JAPAN, accounting for 100% of the total.

## TOP DESTINATION COUNTRIES OF COFFEE IMPORTED BY MARUBENI CORPORATION COFFEE SECTION (S-27572-A - 1.333:

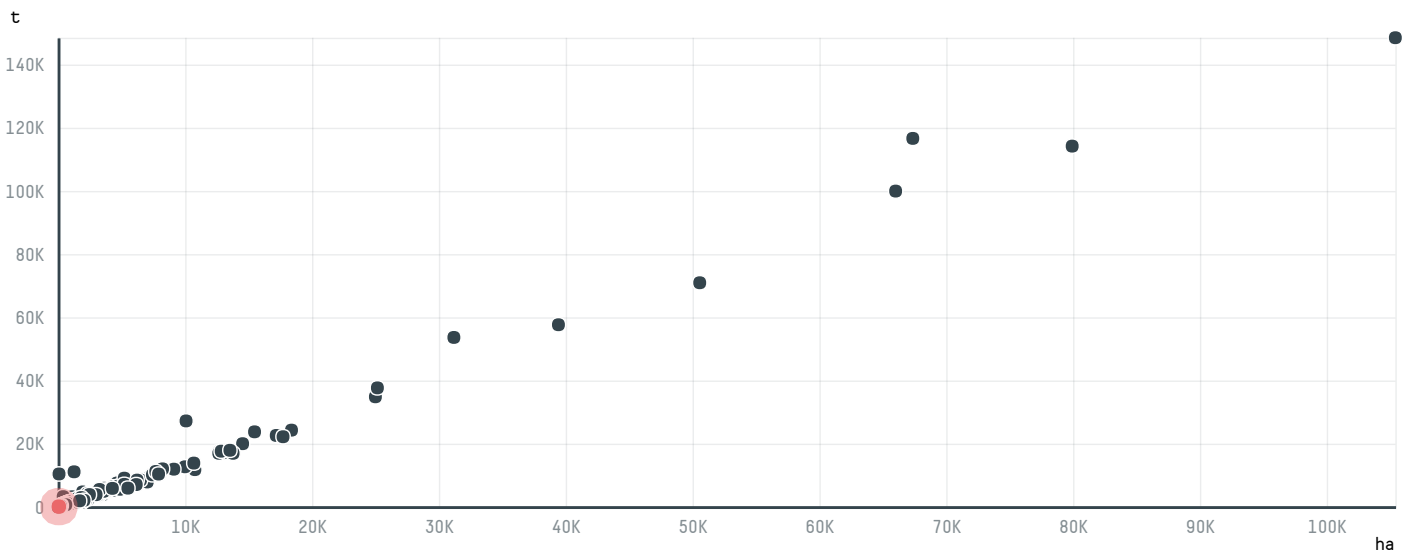


Legend for world map:  N/A,  <5K,  >5K,  >100K,  >300K,  >1M






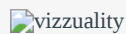
### COMPARING COMPANIES IMPORTING COFFEE FROM BRAZIL IN 2015



Trase is a partnership between





In collaboration with



and many other organizations and individuals.

Donors



[Terms of Use](#) · [Privacy policy](#) · [Cookie policy](#) · [Contact us](#)

This website uses cookies to provide you with an improved user experience. By continuing to browse this site, you consent to the use of cookies and similar technologies. Please visit our [privacy policy](#) for further details.

I AGREE

