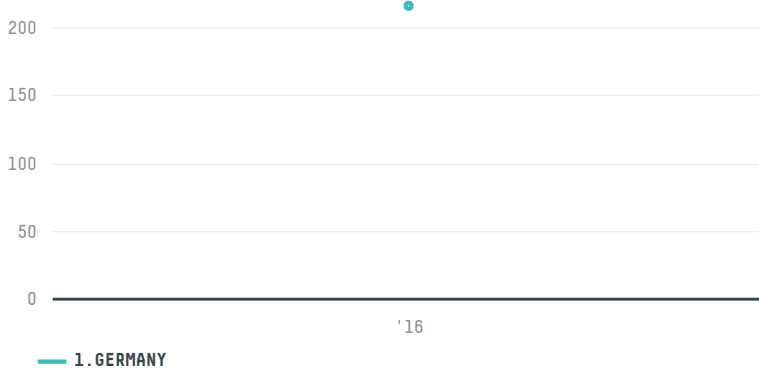


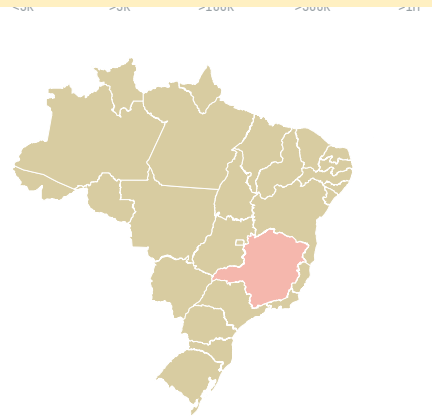
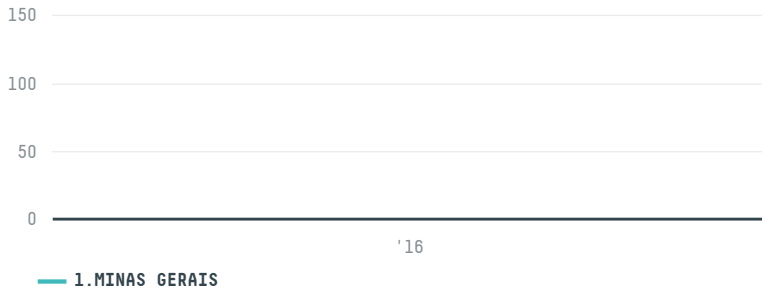
# GOLLUCKE & ROTHFOS GMBH (EXP-0642/14)

ACTIVITY: **Importer**    COMMODITY: **Coffee**    COUNTRY: **Brazil**    YEAR: **2016**

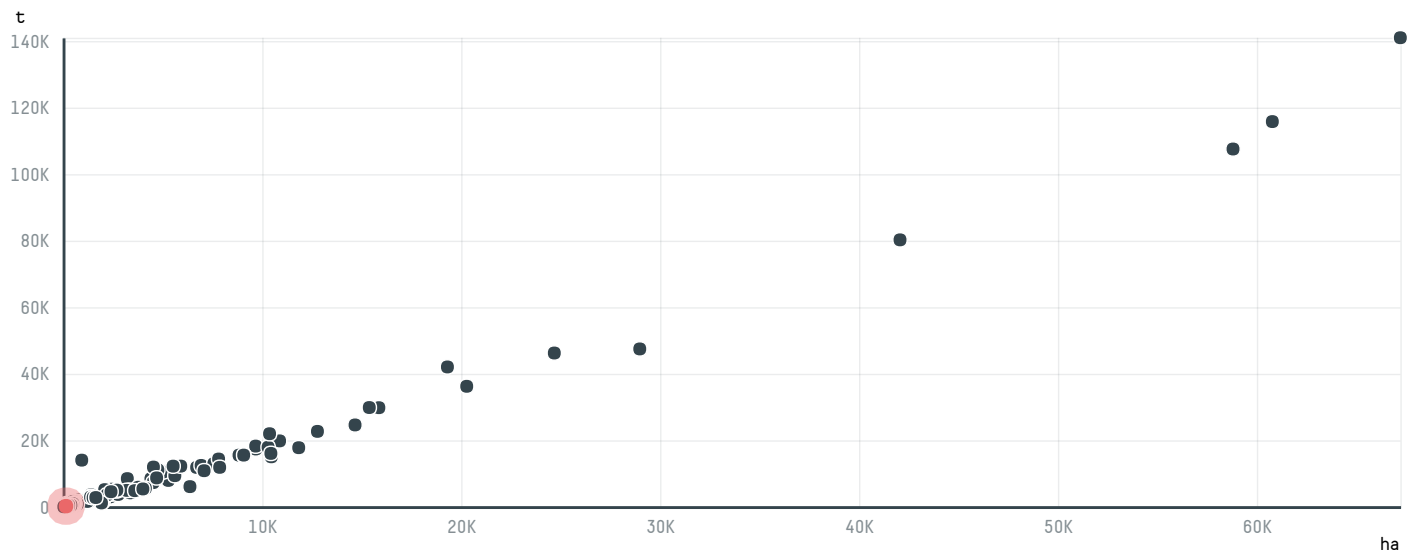
GOLLUCKE & ROTHFOS GMBH (EXP-0642/14) was the 411th largest importer of coffee from BRAZIL in 2016, accounting for 216 tons. As an importer, GOLLUCKE & ROTHFOS GMBH (EXP-0642/14) sources from 46 municipalities, or 7% of the coffee production municipalities. The main destination of the coffee imported by GOLLUCKE & ROTHFOS GMBH (EXP-0642/14) is GERMANY, accounting for 100% of the total.

## TOP DESTINATION COUNTRIES OF COFFEE IMPORTED BY GOLLUCKE & ROTHFOS GMBH (EXP-0642/14):





### COMPARING COMPANIES IMPORTING COFFEE FROM BRAZIL IN 2016



Trase is a partnership between



In close collaboration with many others.

[Click for more information about our partners and funders.](#)

- |             |                      |                |                 |
|-------------|----------------------|----------------|-----------------|
| <b>Home</b> | <b>Supply Chains</b> | <b>Finance</b> | <b>Insights</b> |
| Resources   | Data Tools           | Explore        | Yearbook        |
| About       | Profiles             | Search         | Collections     |
|             | Logistics Maps       | Watchlists     | Publications    |
|             | Downloads            | Methodology    |                 |
|             |                      | FAQs           |                 |

This website uses cookies to provide you with an improved user experience. By continuing to browse this site, you consent to the use of cookies and similar technologies. Please visit our [privacy policy](#) for further details.

I understand

 [twitter link](#)  [linkedin link](#)

[Terms of use](#) • [Privacy policy](#) • [Cookie policy](#)

 [Gordon and Betty Moore Foundation](#)

 [Norway's International Climate and Forest Initiative \(NICFI\)](#)

 [Good growth partnership](#)