

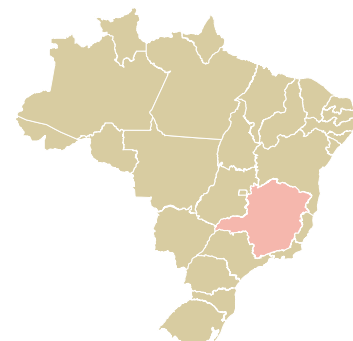
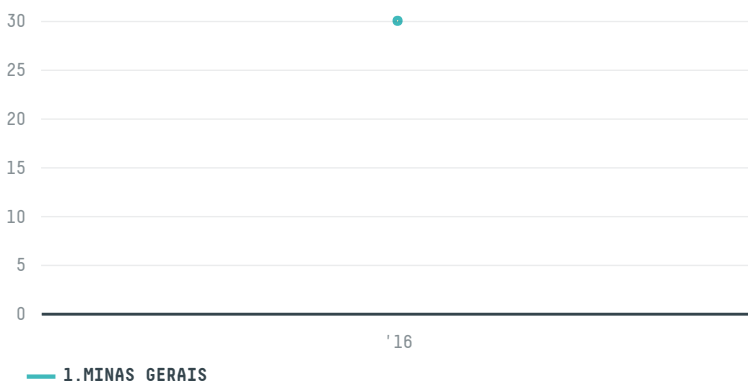

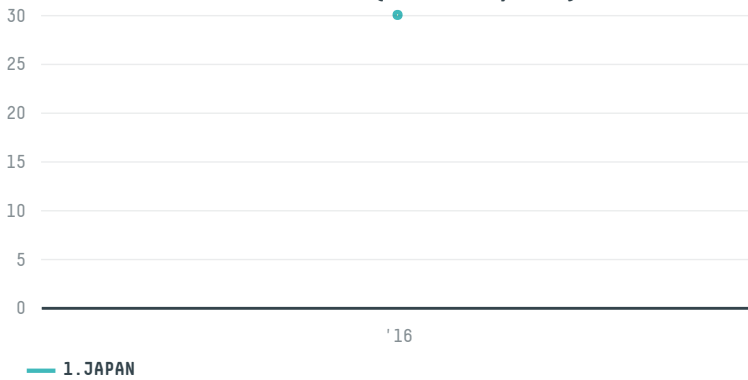


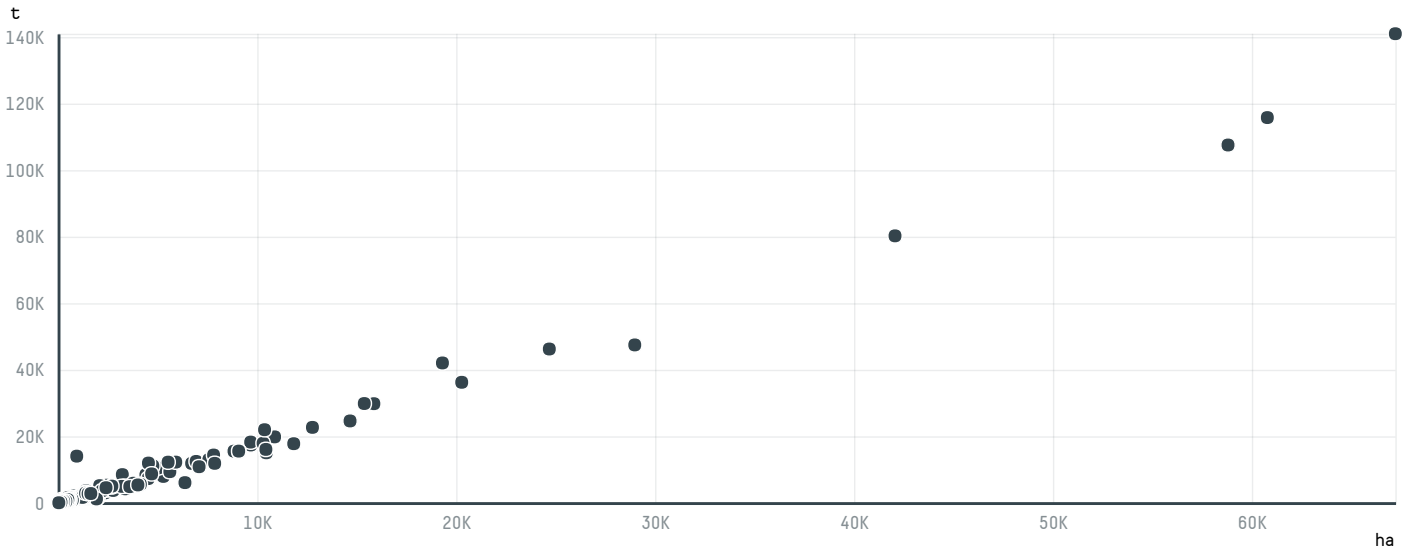
S. ISHIMITSU & CO., LTD. (SC-014/16)

ACTIVITY: **Importer** COMMODITY: **Coffee** COUNTRY: **Brazil** YEAR: **2016**


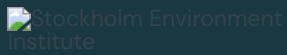
S. ISHIMITSU & CO., LTD. (SC-014/16) was the 923rd largest importer of coffee from BRAZIL in 2016, accounting for 30 tons. As an importer, S. ISHIMITSU & CO., LTD. (SC-014/16) sources from 1 municipalities, or 0% of the coffee production municipalities. The main destination of the coffee imported by S. ISHIMITSU & CO., LTD. (SC-014/16) is JAPAN, accounting for 100% of the total.

TOP DESTINATION COUNTRIES OF COFFEE IMPORTED BY S. ISHIMITSU & CO., LTD. (SC-014/16):





Trase is a partnership between



In close collaboration with many others.

[Click for more information about our partners and funders.](#)

Home

Resources

About

Supply Chains

Data Tools

Profiles

Logistics Maps

Downloads

Finance

Explore

Search

Watchlists

Methodology

FAQs

Insights

Yearbook

Collections

Publications

Sign up for our Newsletter

[twitter link](#) [linkedin link](#)

[Terms of use](#) • [Privacy policy](#) • [Cookie policy](#)

[Gordon and Betty Moore Foundation](#)

[Norway's International Climate and Forest Initiative \(NICFI\)](#)

[Good growth partnership](#)

