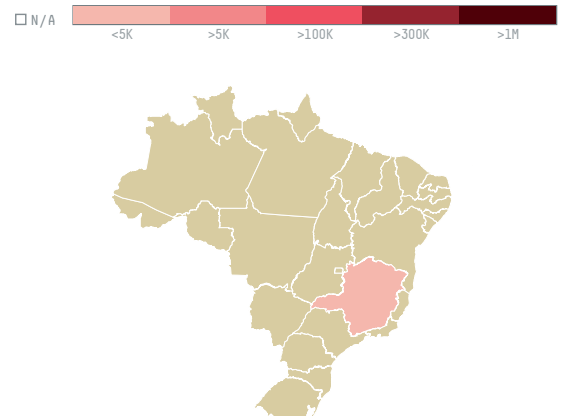
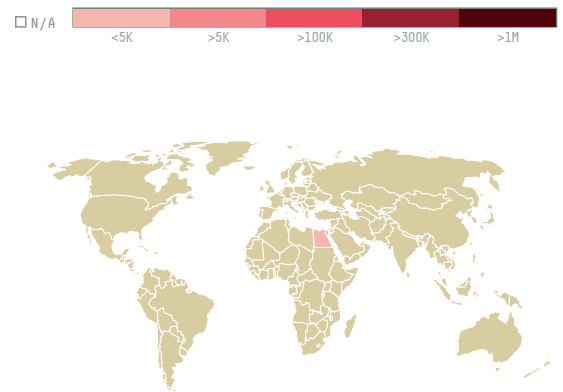
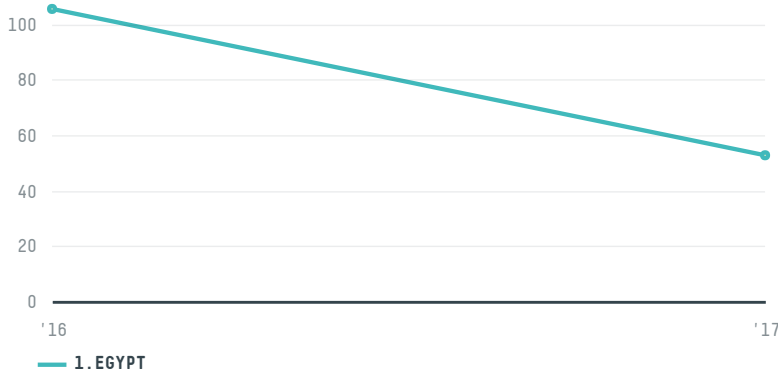


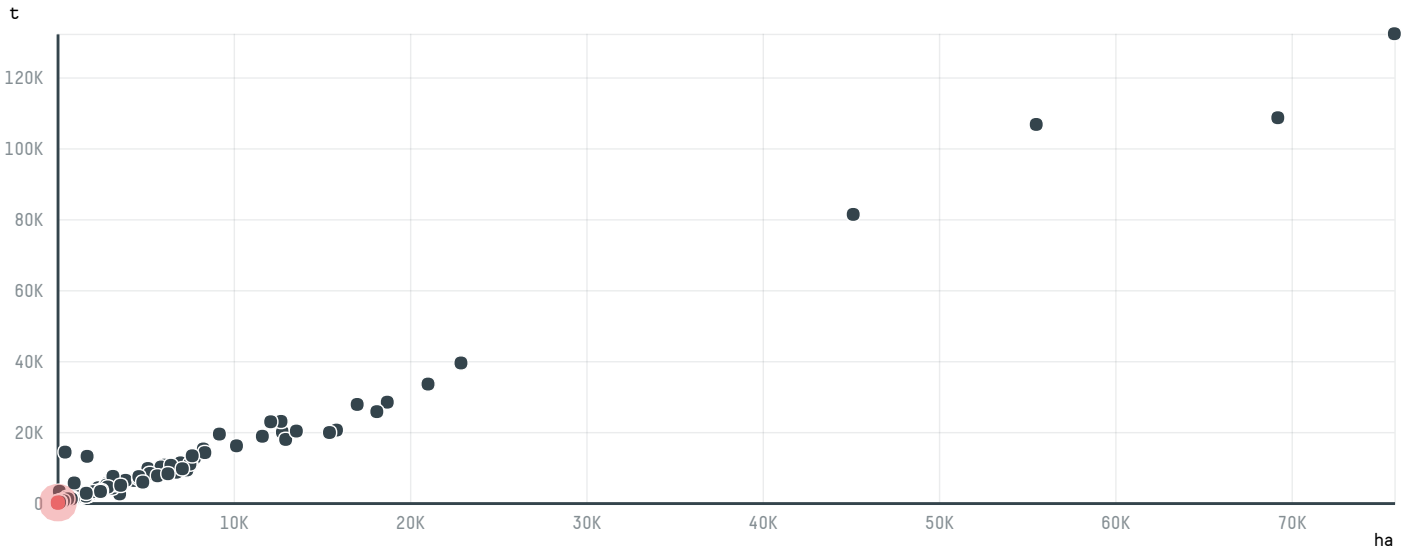
# AL GARAS FOR SPICES & HERBS INDUSTRY

ACTIVITY: **Importer**    COMMODITY: **Coffee**    COUNTRY: **Brazil**    YEAR: **2017**


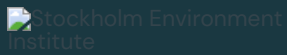
AL GARAS FOR SPICES & HERBS INDUSTRY was the 745th largest importer of coffee from BRAZIL in 2017, accounting for 53 tons. This is a 50% decrease vs the previous year. As an importer, AL GARAS FOR SPICES & HERBS INDUSTRY sources from 2 municipalities, or 0% of the coffee production municipalities. The main destination of the coffee imported by AL GARAS FOR SPICES & HERBS INDUSTRY is EGYPT, accounting for 100% of the total.

## TOP DESTINATION COUNTRIES OF COFFEE IMPORTED BY AL GARAS FOR SPICES & HERBS INDUSTRY:





Trase is a partnership between



In close collaboration with many others.

[Click for more information about our partners and funders.](#)

**Home**

Resources

About

**Supply Chains**

Data Tools

Profiles

Logistics Maps

Downloads

**Finance**

Explore

Search

Watchlists

Methodology

FAQs

**Insights**

Yearbook

Collections

Publications

**Sign up for our Newsletter**

[twitter link](#) [linkedin link](#)

[Terms of use](#) • [Privacy policy](#) • [Cookie policy](#)

[Gordon and Betty Moore Foundation](#)

[Norway's International Climate and Forest Initiative \(NICFI\)](#)

[Good growth partnership](#)

