



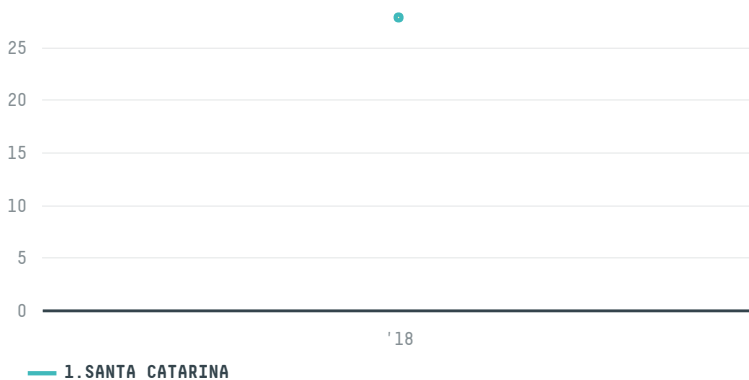
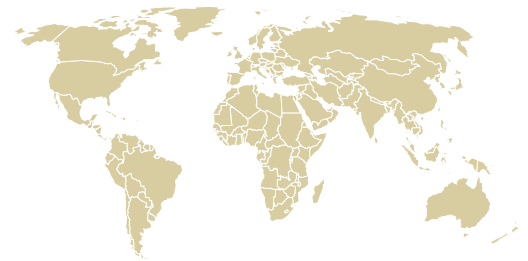
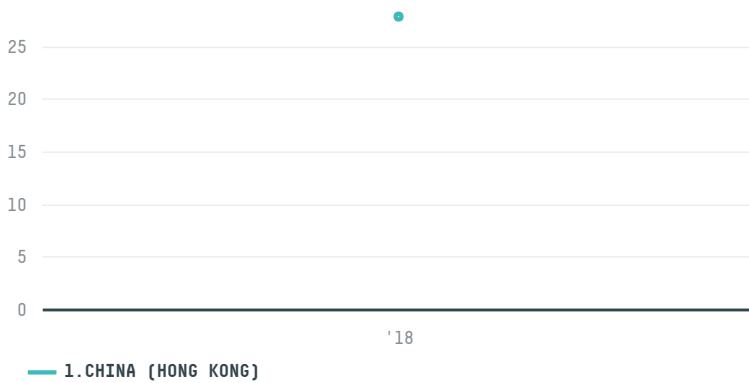
# trase

## C & L FOODS

ACTIVITY: **Importer**  
COMMODITY: **Chicken**  
COUNTRY: **Brazil**  
YEAR: **2018**

C & L FOODS was the 689th largest importer of chicken from BRAZIL in 2018, accounting for 28 tons. As an importer, C & L FOODS sources from 4 municipalities, or 1% of the chicken production municipalities. The main destination of the chicken imported by C & L FOODS is CHINA (HONG KONG), accounting for 100% of the total.

### TOP DESTINATION COUNTRIES OF CHICKEN IMPORTED BY C & L FOODS:

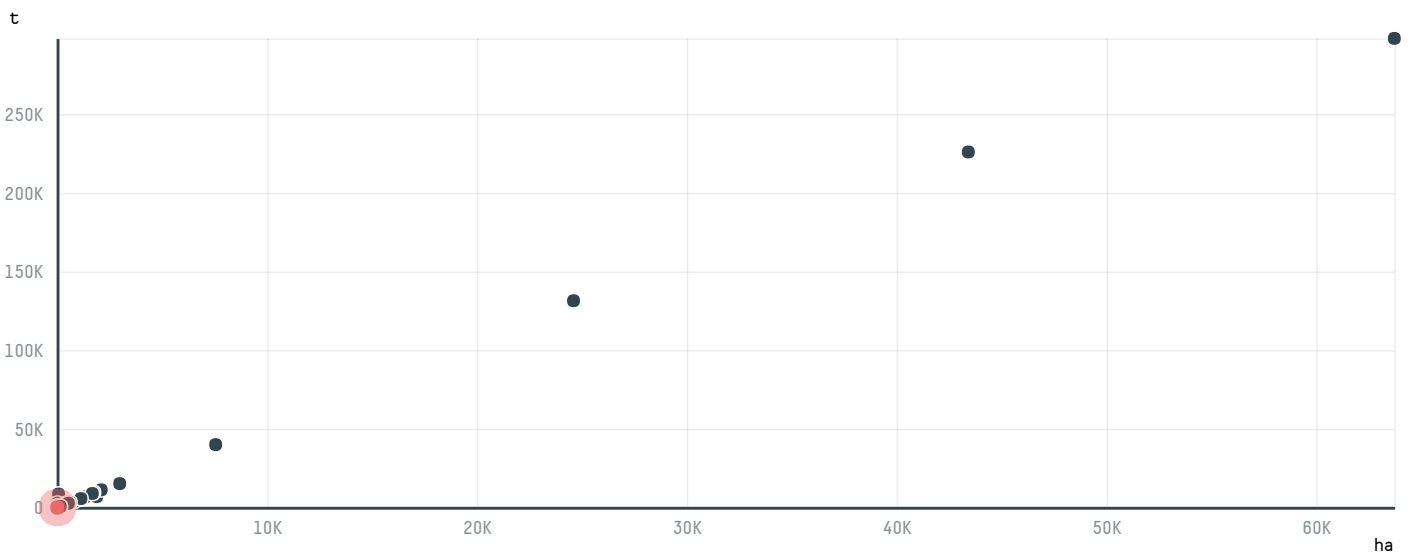
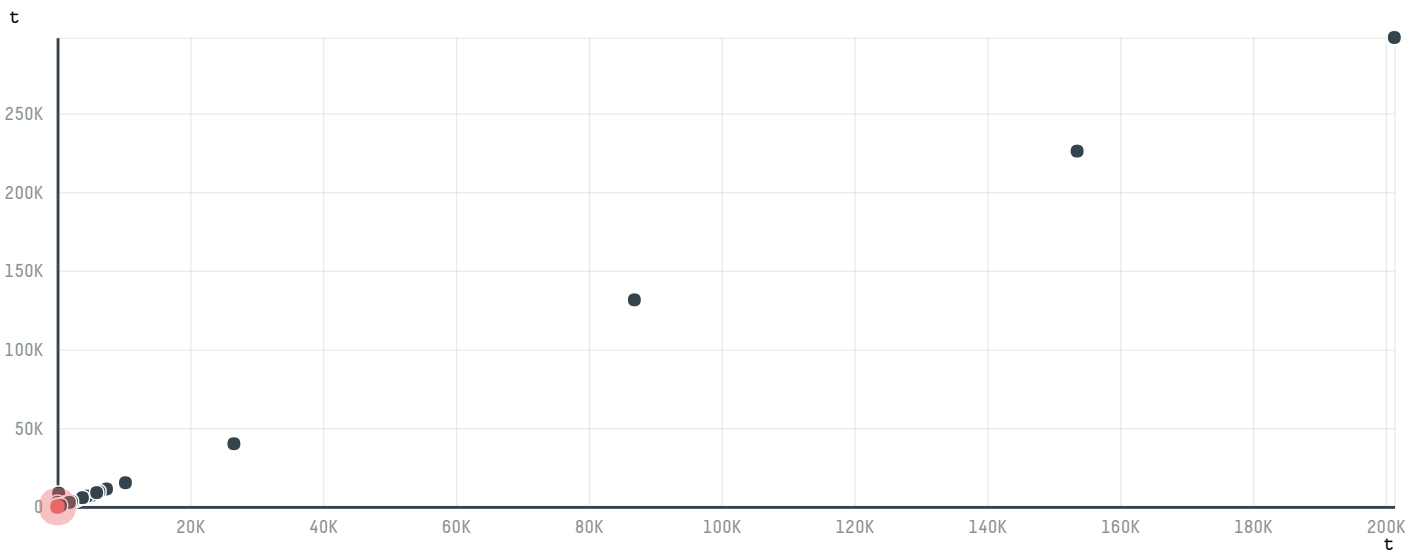


BIOME	SOY DEFORESTATION RISK FOR FEED	CO2 EMISSIONS RISK FROM SOY DEFORESTATION FOR FEED
MATA ATLANTICA	0ha	0.4t CO2

MUNICIPALITY	SOY DEFORESTATION RISK FOR FEED	CO2 EMISSIONS RISK FROM SOY DEFORESTATION FOR FEED
NOVA ERECHIM	0ha	0.4t CO2
GUATAMBU	0ha	0t CO2
SALTINHO	0ha	0t CO2
CAMPO ERE	0ha	0t CO2

### COMPARING COMPANIES IMPORTING CHICKEN FROM BRAZIL IN 2018



Trase is a partnership between

In collaboration with

Donors

This website uses cookies to provide you with an improved user experience. By continuing to browse this site, you consent to the use of cookies and similar technologies. Please visit our [privacy policy](#) for further details.

I AGREE



 Global Canopy Programme

 The European Forest Institute

 Gordon and Betty Moore Foundation

 The Nature Conservancy

and many other organizations and individuals.

 Department for International Development

 Formas

 Norway's International Climate and Forest Initiative (NICFI)

[Terms of Use](#) · [Privacy policy](#) · [Cookie policy](#) · [Contact us](#)