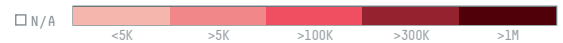
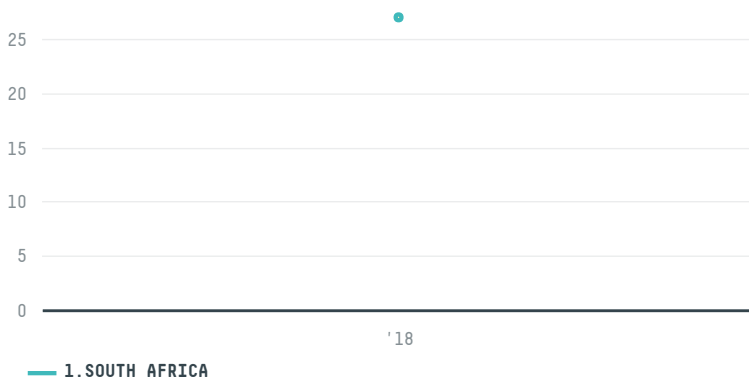


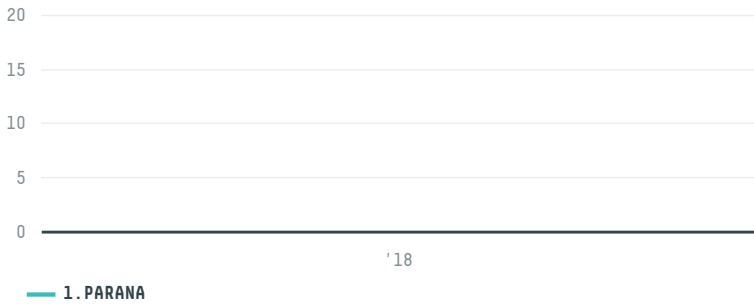
SOUTH ATLANTIC MEAT IMPORT & EXPORT (PTY) LTD. T/A

ACTIVITY: **Importer** COMMODITY: **Chicken** COUNTRY: **Brazil** YEAR: **2018**

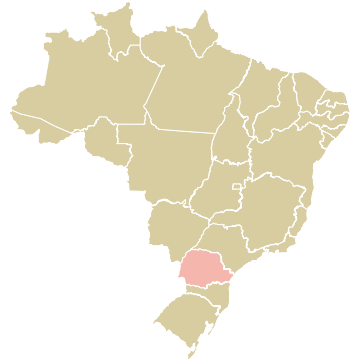
SOUTH ATLANTIC MEAT IMPORT & EXPORT (PTY) LTD. T/A was the 710th largest importer of chicken from BRAZIL in 2018, accounting for 27 tons. As an importer, SOUTH ATLANTIC MEAT IMPORT & EXPORT (PTY) LTD. T/A sources from 1 municipalities, or 0% of the chicken production municipalities. The main destination of the chicken imported by SOUTH ATLANTIC MEAT IMPORT & EXPORT (PTY) LTD. T/A is SOUTH AFRICA, accounting for 100% of the total.

TOP DESTINATION COUNTRIES OF CHICKEN IMPORTED BY SOUTH ATLANTIC MEAT IMPORT & EXPORT (PTY) LTD. T/A:





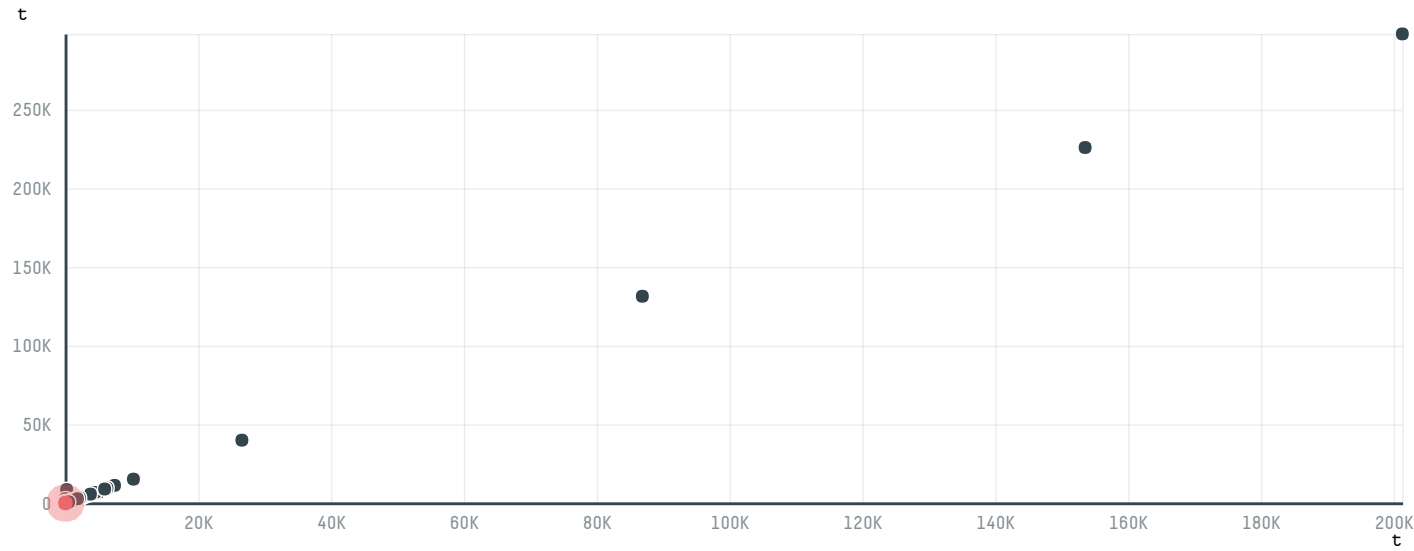
20K 40K 60K 80K 100K 120K 140K 160K 180K 200K

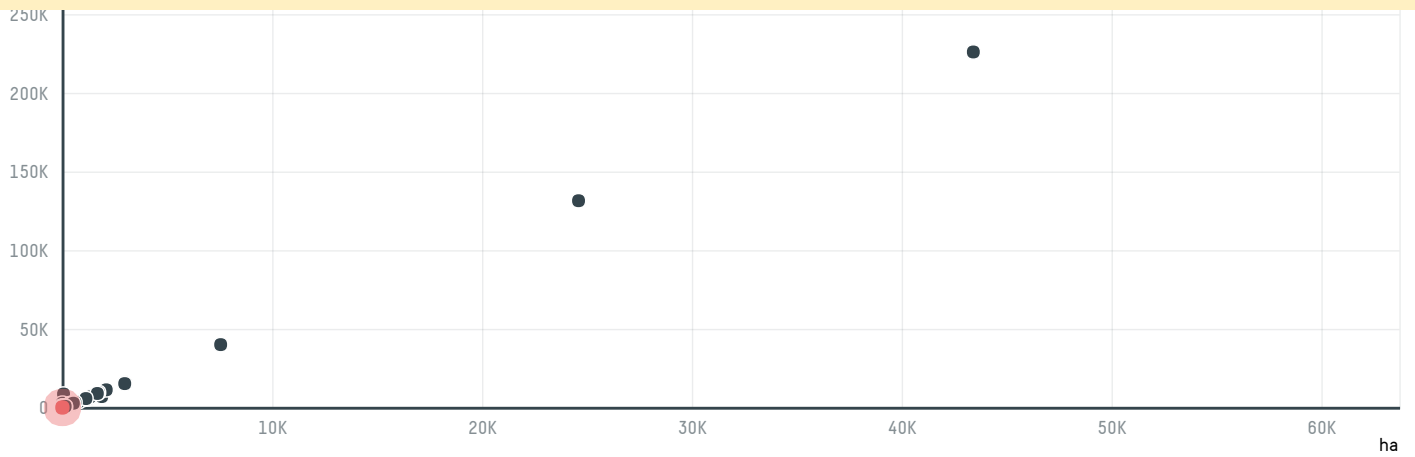


BIOME	SOY DEFORESTATION RISK FOR FEED	CO2 EMISSIONS RISK FROM SOY DEFORESTATION FOR FEED
MATA ATLANTICA	0 ha	0.2 t CO2


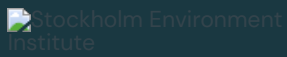
MUNICIPALITY	SOY DEFORESTATION RISK FOR FEED	CO2 EMISSIONS RISK FROM SOY DEFORESTATION FOR FEED
CIANORTE	0 ha	0.2 t CO2

COMPARING COMPANIES IMPORTING CHICKEN FROM BRAZIL IN 2018





Trase is a partnership between



In close collaboration with many others.

[Click for more information about our partners and funders.](#)

- | | | | |
|-------------|----------------------|----------------|-----------------|
| Home | Supply Chains | Finance | Insights |
| Resources | Data Tools | Explore | Yearbook |
| About | Profiles | Search | Collections |
| | Logistics Maps | Watchlists | Publications |
| | Downloads | Methodology | |
| | | FAQs | |

Sign up for our Newsletter

[twitter link](#) [linkedin link](#)

[Terms of use](#) • [Privacy policy](#) • [Cookie policy](#)

[Gordon and Betty Moore Foundation](#)

[Norway's International Climate and Forest Initiative \(NICFI\)](#)

[Good growth partnership](#)