



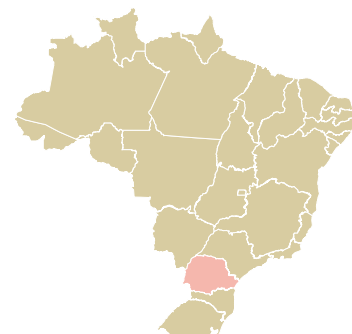


trase

GLOBAL WING US CORP

ACTIVITY: **Importer**
COMMODITY: **Chicken**
COUNTRY: **Brazil**
YEAR: **2018**

GLOBAL WING US CORP was the 588th largest importer of chicken from BRAZIL in 2018, accounting for 54 tons. This is a 0% increase vs the previous year. As an importer, GLOBAL WING US CORP sources from 3 municipalities, or 1% of the chicken production municipalities. The main destination of the chicken imported by GLOBAL WING US CORP is SOUTH AFRICA, accounting for 100% of the total.

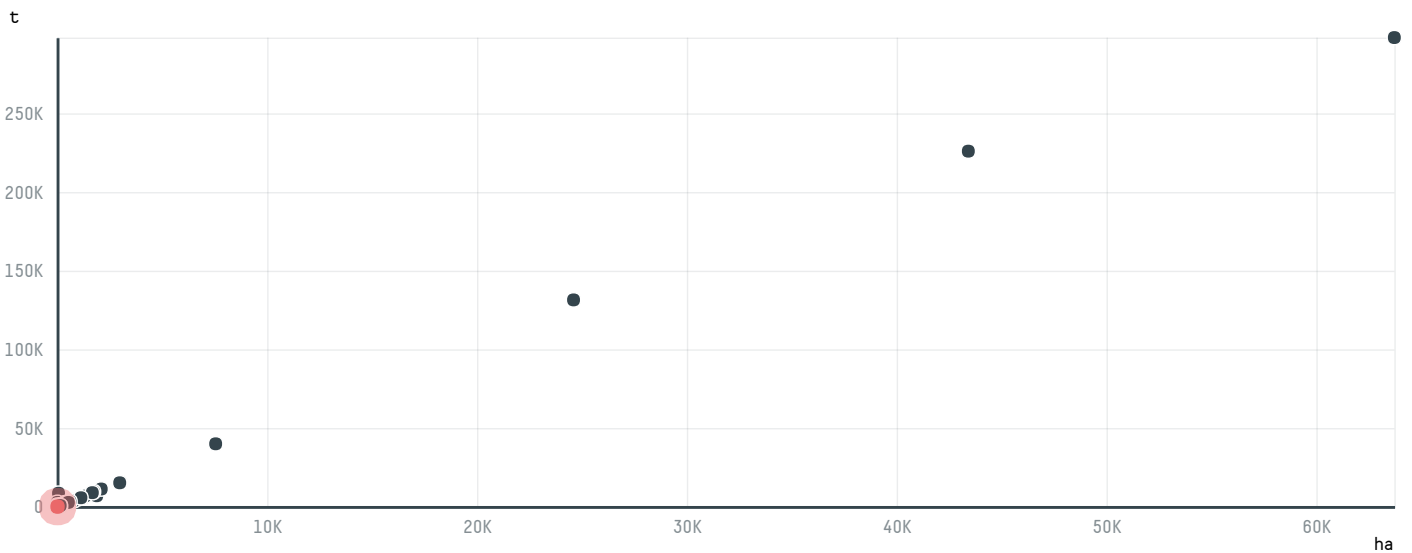
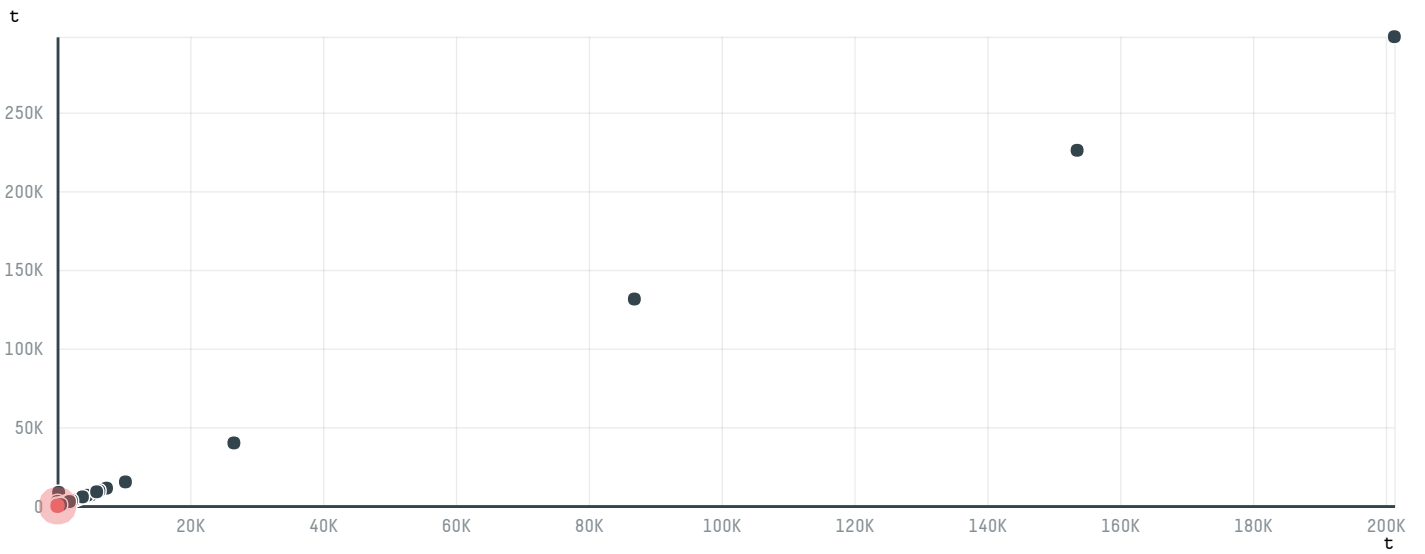
TOP DESTINATION COUNTRIES OF CHICKEN IMPORTED BY GLOBAL WING US CORP:



| BIOME | SOY DEFORESTATION RISK FOR FEED | CO2 EMISSIONS RISK FROM SOY DEFORESTATION FOR FEED |
|----------------|---------------------------------|--|
| MATA ATLANTICA | 0ha | 0.9t CO2 |

| MUNICIPALITY | SOY DEFORESTATION RISK FOR FEED | CO2 EMISSIONS RISK FROM SOY DEFORESTATION FOR FEED |
|--------------|---------------------------------|--|
| JAGUAPITA | 0ha | 0t CO2 |
| ASTORGA | 0ha | 0.8t CO2 |
| GUARACI | 0ha | 0t CO2 |

COMPARING COMPANIES IMPORTING CHICKEN FROM BRAZIL IN 2018



Trase is a partnership between

In collaboration with

Donors

This website uses cookies to provide you with an improved user experience. By continuing to browse this site, you consent to the use of cookies and similar technologies. Please visit our [privacy policy](#) for further details.

I AGREE

 Global Canopy Programme

 The European Forest Institute

 Gordon and Betty Moore Foundation

 The Nature Conservancy

and many other organizations and individuals.

 Department for International Development

 Formas

 Norway's International Climate and Forest Initiative (NICFI)

[Terms of Use](#) · [Privacy policy](#) · [Cookie policy](#) · [Contact us](#)