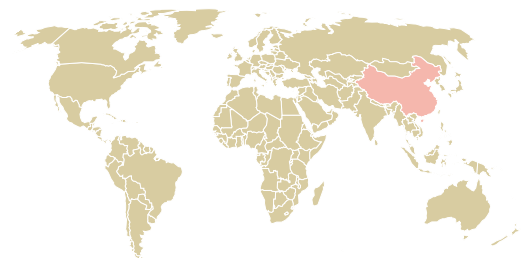
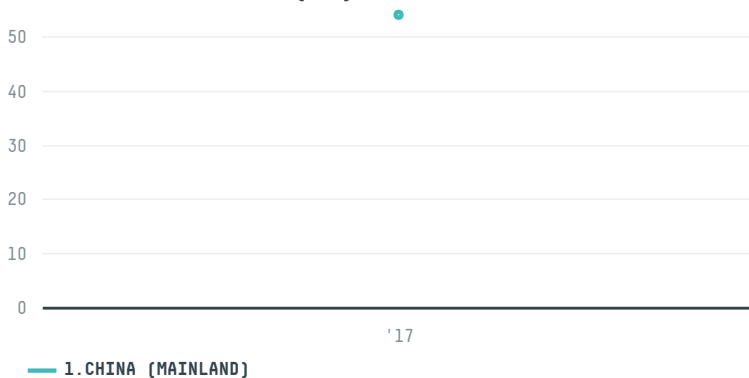


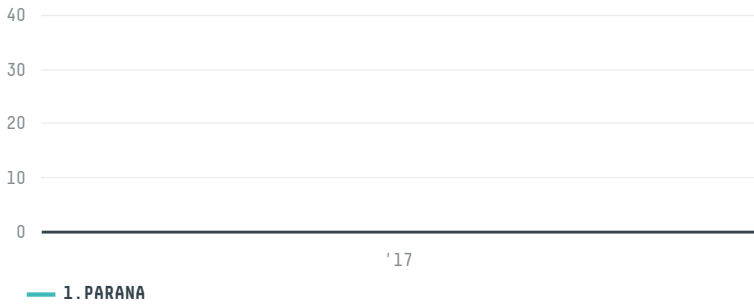
# LIANDA INTERNATIONAL(HK) HOLDINGS LIMITED

ACTIVITY: **Importer**    COMMODITY: **Chicken**    COUNTRY: **Brazil**    YEAR: **2017**

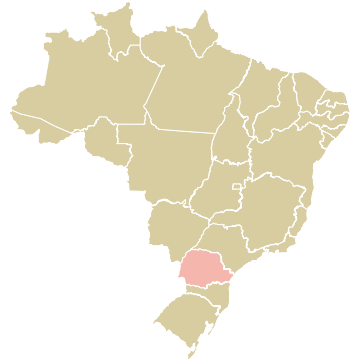
LIANDA INTERNATIONAL(HK) HOLDINGS LIMITED was the 1110th largest importer of chicken from BRAZIL in 2017, accounting for 54 tons. As an importer, LIANDA INTERNATIONAL(HK) HOLDINGS LIMITED sources from 1 municipalities, or 0% of the chicken production municipalities. The main destination of the chicken imported by LIANDA INTERNATIONAL(HK) HOLDINGS LIMITED is CHINA (MAINLAND), accounting for 100% of the total.

## TOP DESTINATION COUNTRIES OF CHICKEN IMPORTED BY LIANDA INTERNATIONAL(HK) HOLDINGS LIMITED:



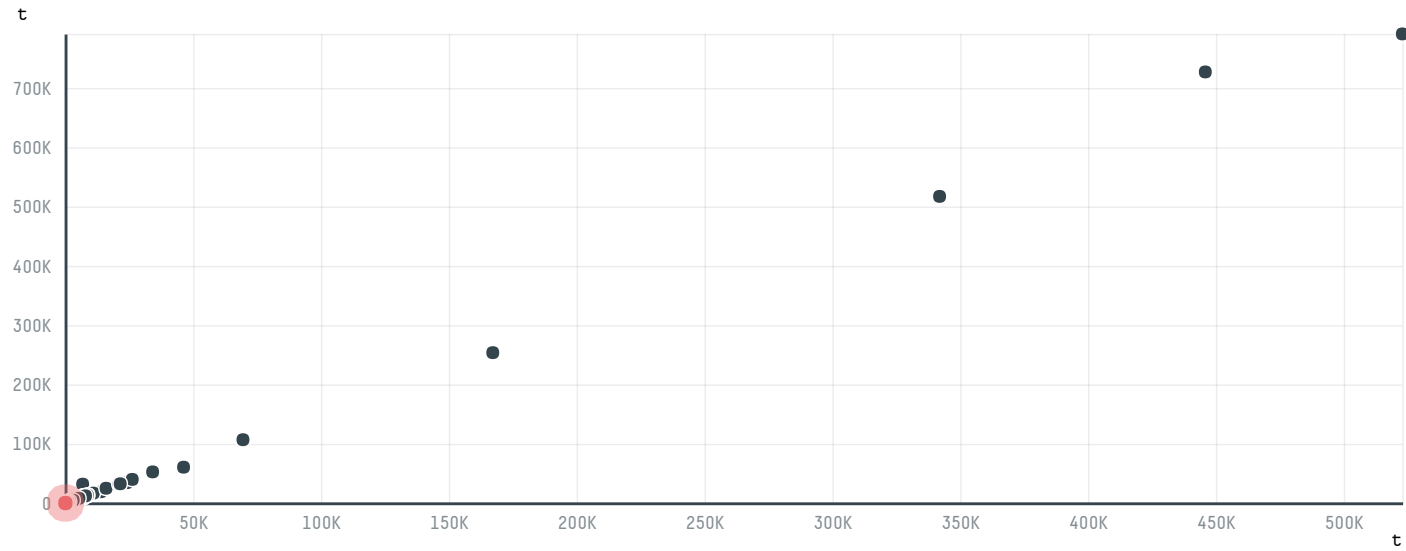


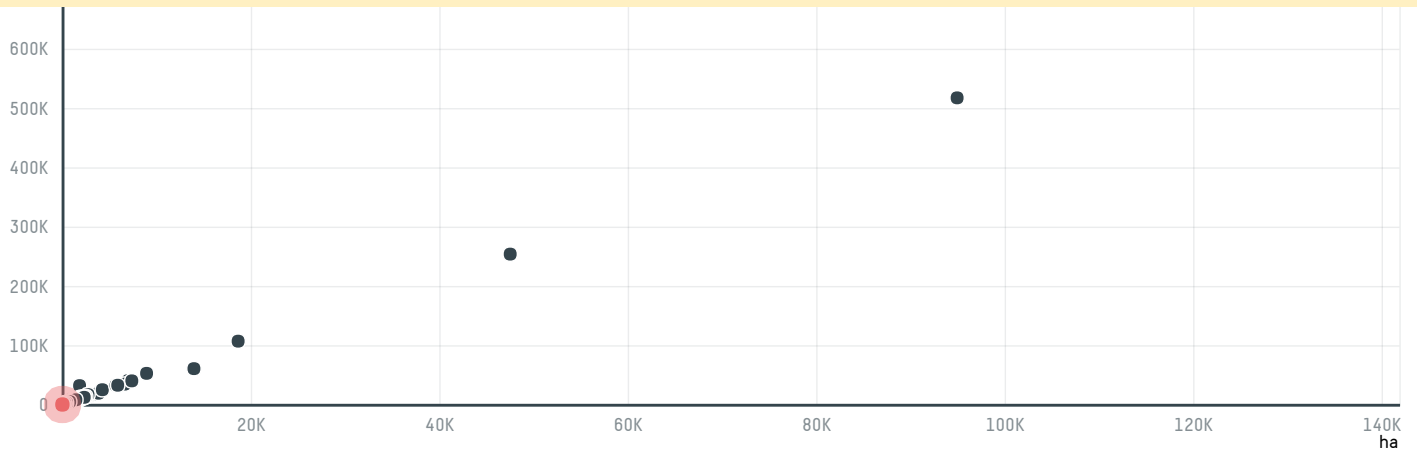
50K 100K 150K 200K 250K 300K 350K 400K 450K 500K




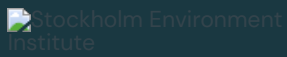
BIOME	SOY DEFORESTATION RISK FOR FEED	CO2 EMISSIONS RISK FROM SOY DEFORESTATION FOR FEED
MATA ATLANTICA	0 ha	0 t CO2
MUNICIPALITY	SOY DEFORESTATION RISK FOR FEED	CO2 EMISSIONS RISK FROM SOY DEFORESTATION FOR FEED
CASCAVEL	0 ha	0 t CO2

COMPARING COMPANIES IMPORTING CHICKEN FROM BRAZIL IN 2017





Trase is a partnership between



In close collaboration with many others.

[Click for more information about our partners and funders.](#)

- Home**
  - Supply Chains**
  - Finance**
  - Insights**
- Resources
  - Data Tools
  - Explore
  - Yearbook
  - About
  - Profiles
  - Search
  - Collections
  - Logistics Maps
  - Watchlists
  - Publications
  - Downloads
  - Methodology
  - FAQs

### Sign up for our Newsletter

[twitter link](#) [linkedin link](#)

[Terms of use](#) • [Privacy policy](#) • [Cookie policy](#)

[Gordon and Betty Moore Foundation](#)

[Norway's International Climate and Forest Initiative \(NICFI\)](#)

[Good growth partnership](#)