



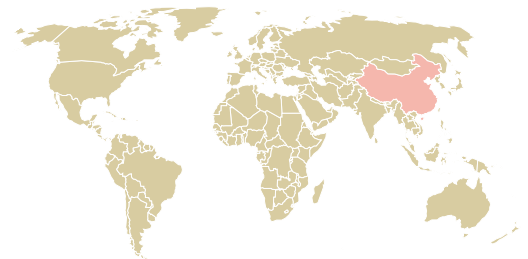
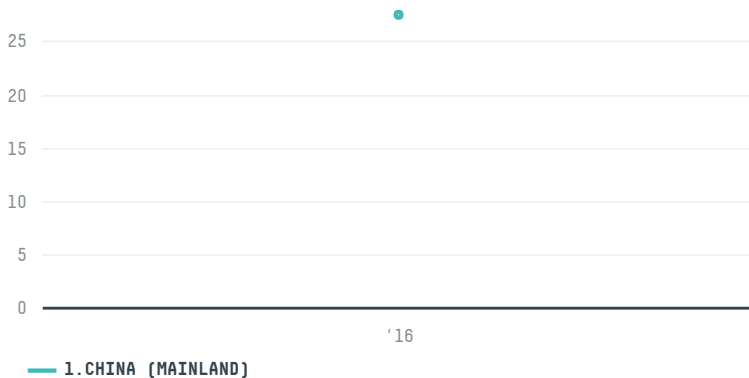
trase

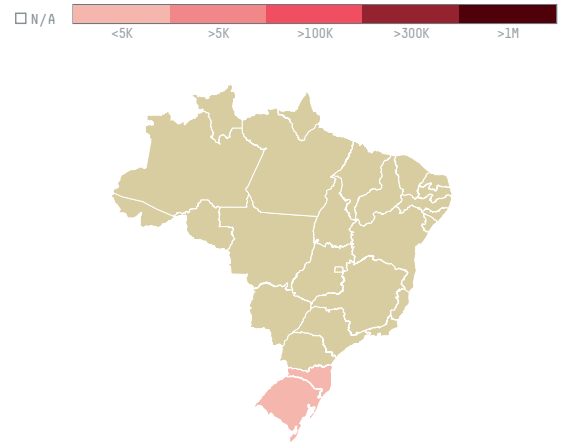
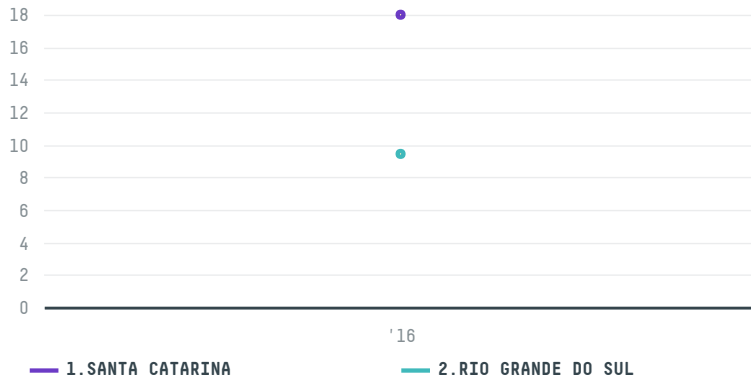
QINGDAO R.L.H. INDUSTRIAL & TRADING CO.,LTD.

ACTIVITY COMMODITY COUNTRY YEAR
Importer **Chicken** **Brazil** **2016**

QINGDAO R.L.H. INDUSTRIAL & TRADING CO.,LTD. was the 1397th largest importer of chicken from BRAZIL in 2016, accounting for 27 tons. As an importer, QINGDAO R.L.H. INDUSTRIAL & TRADING CO.,LTD. sources from 11 municipalities, or 2% of the chicken production municipalities. The main destination of the chicken imported by QINGDAO R.L.H. INDUSTRIAL & TRADING CO.,LTD. is CHINA (MAINLAND), accounting for 100% of the total.

TOP DESTINATION COUNTRIES OF CHICKEN IMPORTED BY QINGDAO R.L.H. INDUSTRIAL & TRADING CO.,LTD.:

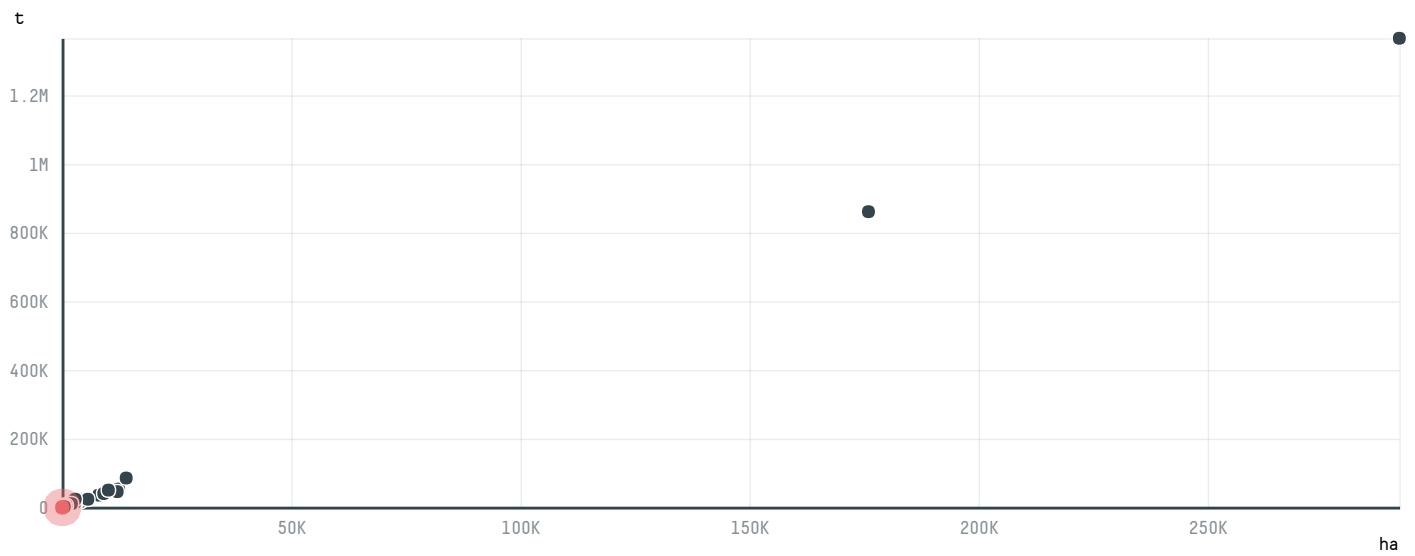
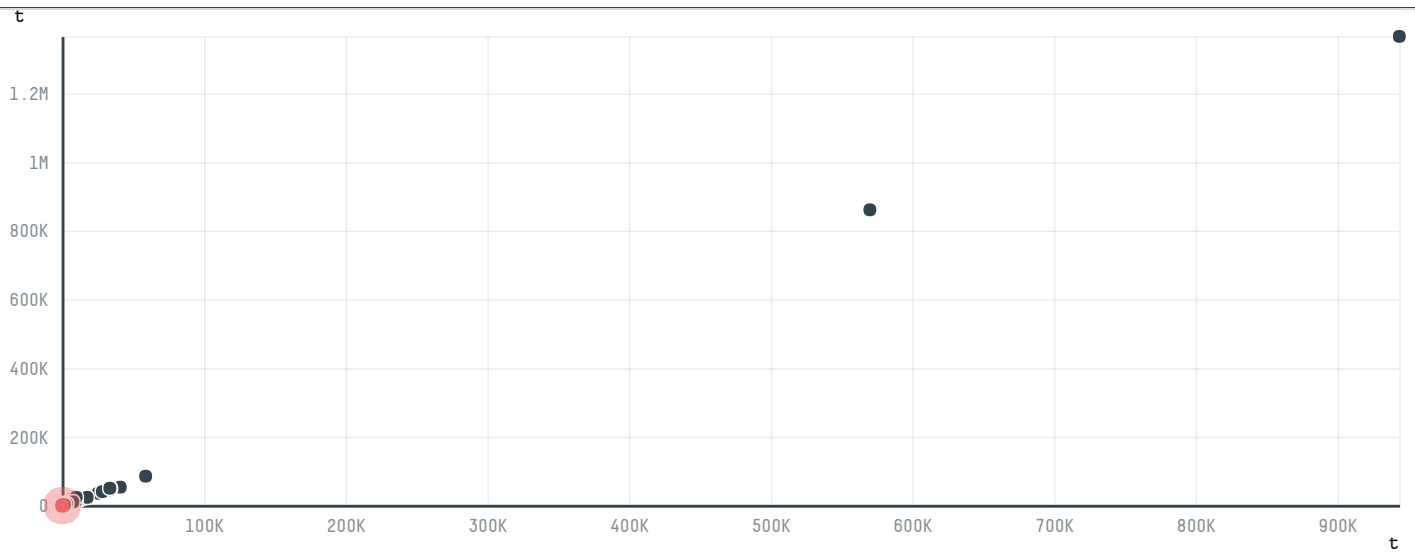




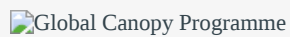
BIOME	SOY DEFORESTATION RISK FOR FEED	CO2 EMISSIONS RISK FROM SOY DEFORESTATION FOR FEED
MATA ATLANTICA	0ha	0t CO2

MUNICIPALITY	SOY DEFORESTATION RISK FOR FEED	CO2 EMISSIONS RISK FROM SOY DEFORESTATION FOR FEED
QUILOMBO	0ha	0t CO2
BARAO DE COTEGIPE	0ha	0t CO2
XANXERE	0ha	0t CO2
TRES ARROIOS	0ha	0t CO2
OURO VERDE	0ha	0t CO2
LAJEADO GRANDE	0ha	0t CO2
GAURAMA	0ha	0t CO2
EREBANGO	0ha	0t CO2
PONTE PRETA	0ha	0t CO2
ABELARDO LUZ	0ha	0t CO2

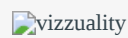
COMPARING COMPANIES IMPORTING CHICKEN FROM BRAZIL IN 2016



Trase is a partnership between




In collaboration with



and many other organizations and individuals.

Donors



[Terms of Use](#) · [Privacy policy](#) · [Cookie policy](#) · [Contact us](#)

This website uses cookies to provide you with an improved user experience. By continuing to browse this site, you consent to the use of cookies and similar technologies. Please visit our [privacy policy](#) for further details.

I AGREE

