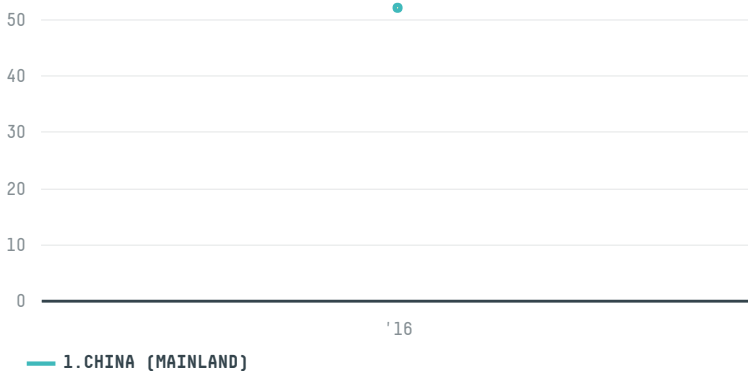


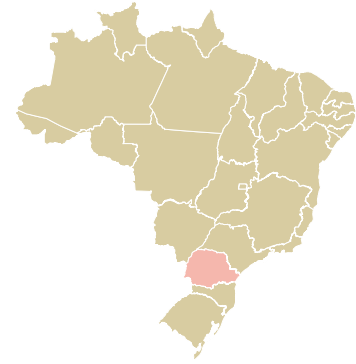
SHINEWAY INTERNATIONAL INC

ACTIVITY: **Importer** COMMODITY: **Chicken** COUNTRY: **Brazil** YEAR: **2016**

SHINEWAY INTERNATIONAL INC was the 1285th largest importer of chicken from BRAZIL in 2016, accounting for 52 tons. As an importer, SHINEWAY INTERNATIONAL INC sources from 1 municipalities, or 0% of the chicken production municipalities. The main destination of the chicken imported by SHINEWAY INTERNATIONAL INC is CHINA (MAINLAND), accounting for 100% of the total.

TOP DESTINATION COUNTRIES OF CHICKEN IMPORTED BY SHINEWAY INTERNATIONAL INC:

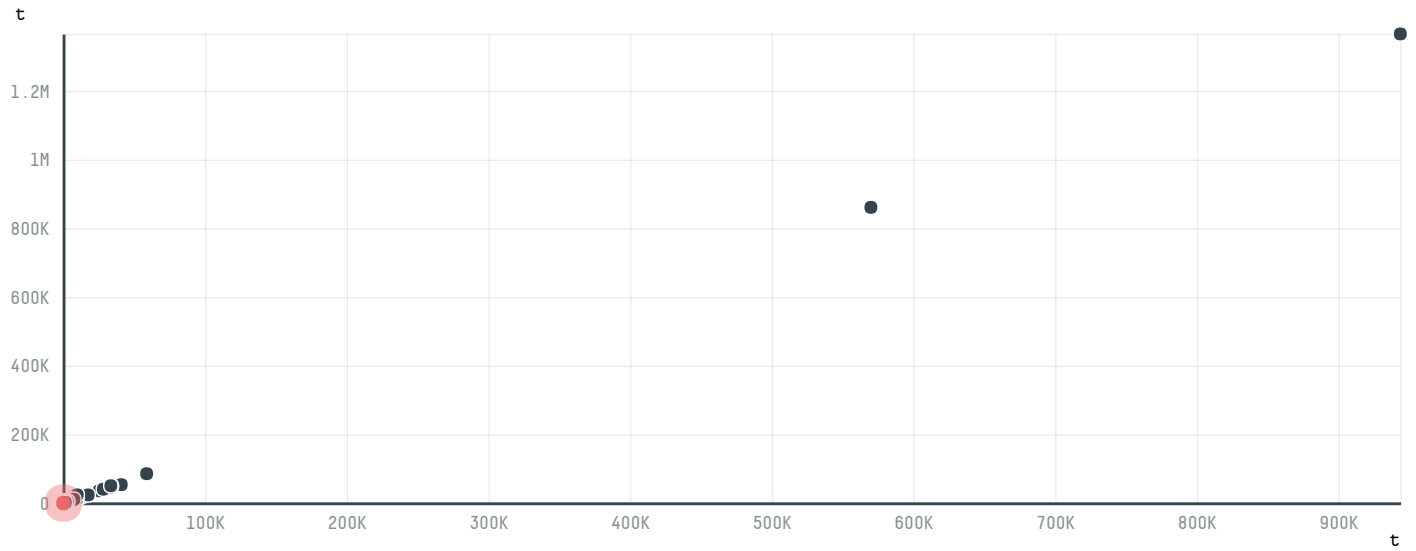


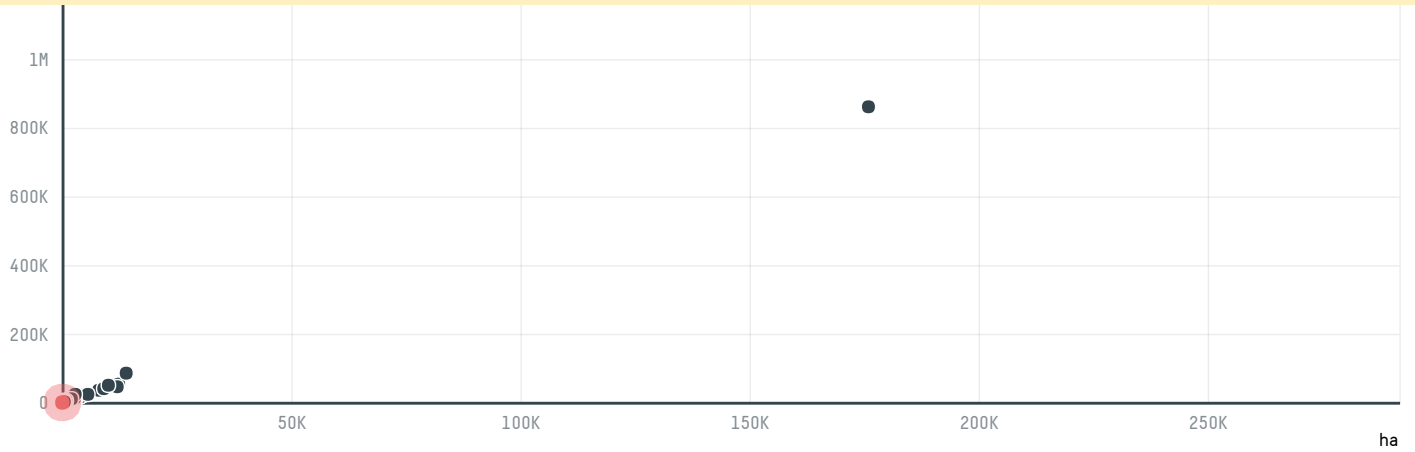


BIOME	SOY DEFORESTATION RISK FOR FEED	CO2 EMISSIONS RISK FROM SOY DEFORESTATION FOR FEED
MATA ATLANTICA	0 ha	0 t CO2

MUNICIPALITY	SOY DEFORESTATION RISK FOR FEED	CO2 EMISSIONS RISK FROM SOY DEFORESTATION FOR FEED
CASCAVEL	0 ha	0 t CO2

COMPARING COMPANIES IMPORTING CHICKEN FROM BRAZIL IN 2016





Trase is a partnership between



In close collaboration with many others.

[Click for more information about our partners and funders.](#)

- | | | | |
|-------------|----------------------|----------------|-----------------|
| Home | Supply Chains | Finance | Insights |
| Resources | Data Tools | Explore | Yearbook |
| About | Profiles | Search | Collections |
| | Logistics Maps | Watchlists | Publications |
| | Downloads | Methodology | |
| | | FAQs | |

Sign up for our Newsletter

[twitter link](#) [linkedin link](#)

[Terms of use](#) • [Privacy policy](#) • [Cookie policy](#)

[Gordon and Betty Moore Foundation](#)

[Norway's International Climate and Forest Initiative \(NICFI\)](#)

[Good growth partnership](#)