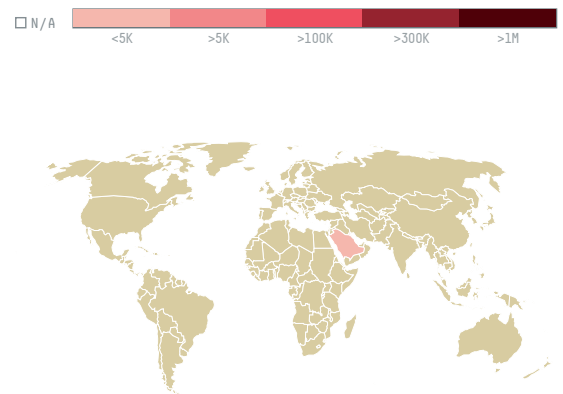
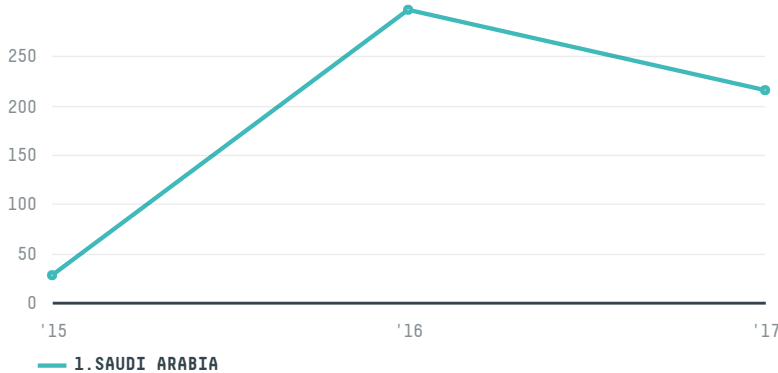


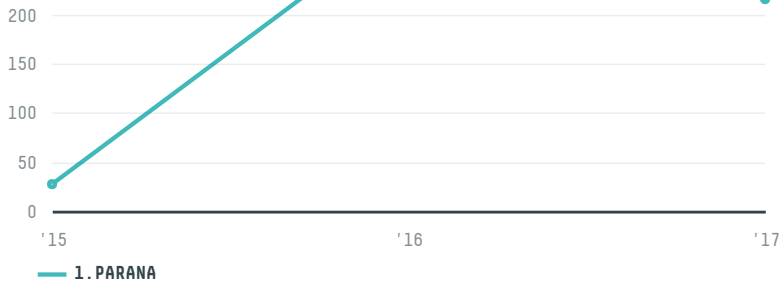
AL-ALANDA EST. AL RUWAIS COLD STORE

ACTIVITY: **Importer** COMMODITY: **Chicken** COUNTRY: **Brazil** YEAR: **2017**

AL-ALANDA EST. AL RUWAIS COLD STORE was the 683rd largest importer of chicken from BRAZIL in 2017, accounting for 216 tons. This is a 27% decrease vs the previous year. As an importer, AL-ALANDA EST. AL RUWAIS COLD STORE sources from 1 municipalities, or 0% of the chicken production municipalities. The main destination of the chicken imported by AL-ALANDA EST. AL RUWAIS COLD STORE is SAUDI ARABIA, accounting for 100% of the total.

TOP DESTINATION COUNTRIES OF CHICKEN IMPORTED BY AL-ALANDA EST. AL RUWAIS COLD STORE:

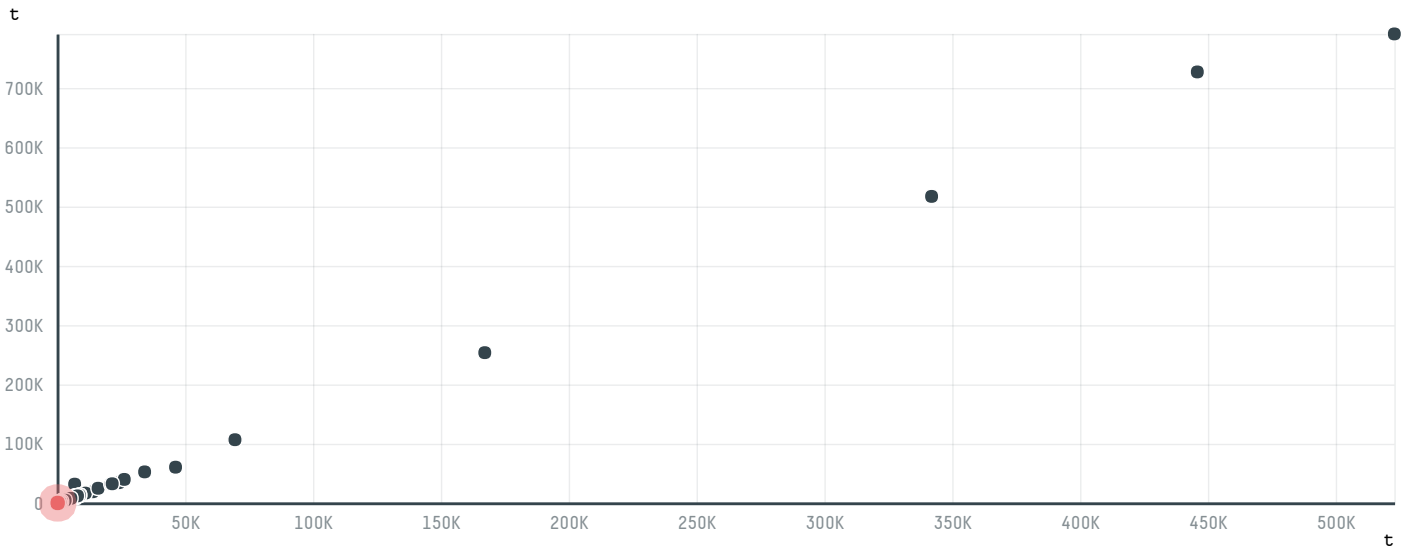


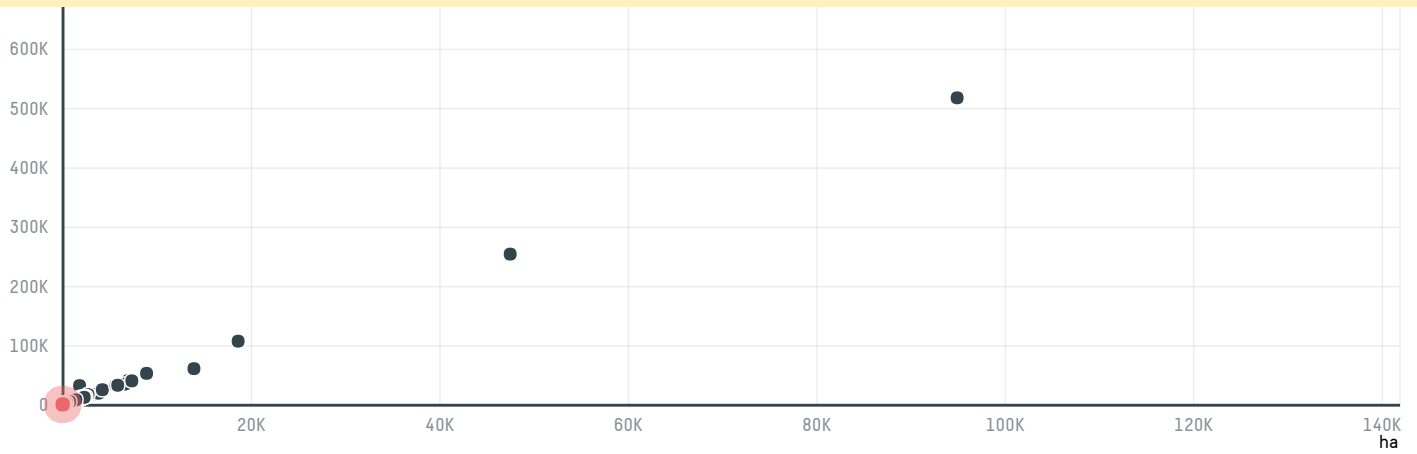


BIOME	SOY DEFORESTATION RISK FOR FEED	CO2 EMISSIONS RISK FROM SOY DEFORESTATION FOR FEED
MATA ATLANTICA	0 ha	0 t CO2

MUNICIPALITY	SOY DEFORESTATION RISK FOR FEED	CO2 EMISSIONS RISK FROM SOY DEFORESTATION FOR FEED
SAO JORGE DO IVAI	0 ha	0 t CO2

COMPARING COMPANIES IMPORTING CHICKEN FROM BRAZIL IN 2017





Trase is a partnership between



In close collaboration with many others.

[Click for more information about our partners and funders.](#)

- Home**
 - Supply Chains**
 - Finance**
 - Insights**
- Resources
 - Data Tools
 - Explore
 - Yearbook
 - About
 - Profiles
 - Search
 - Collections
 - Logistics Maps
 - Watchlists
 - Publications
 - Downloads
 - Methodology
 - FAQs

Sign up for our Newsletter

[twitter link](#) [linkedin link](#)

[Terms of use](#) • [Privacy policy](#) • [Cookie policy](#)

[Gordon and Betty Moore Foundation](#)

[Norway's International Climate and Forest Initiative \(NICFI\)](#)

[Good growth partnership](#)