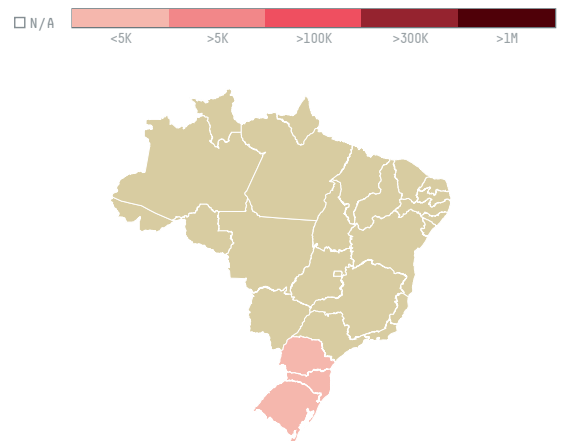
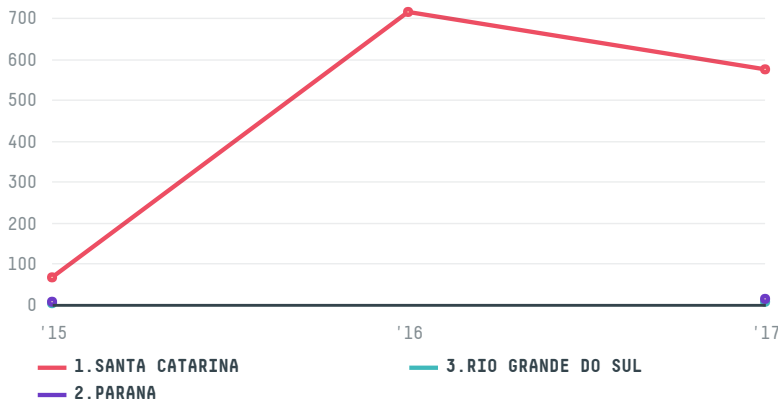
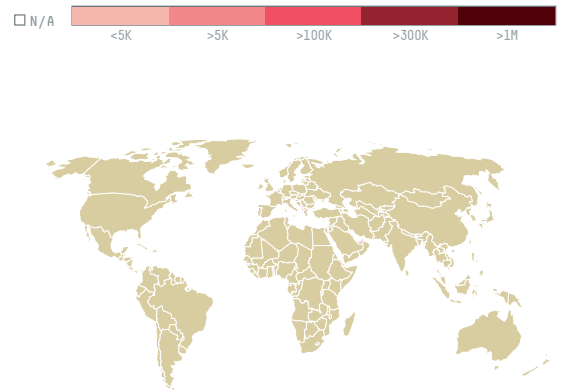
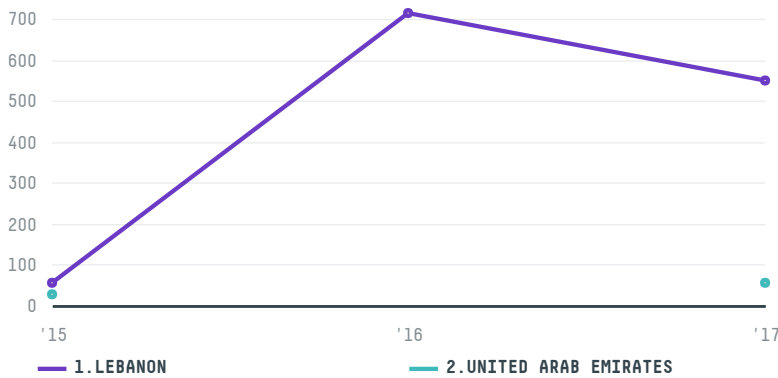


INTER GULF

ACTIVITY: **Importer** COMMODITY: **Chicken** COUNTRY: **Brazil** YEAR: **2017**

INTER GULF was the 386th largest importer of chicken from BRAZIL in 2017, accounting for 606 tons. This is a 15% decrease vs the previous year. As an importer, INTER GULF sources from 7 municipalities, or 2% of the chicken production municipalities. The main destination of the chicken imported by INTER GULF is LEBANON, accounting for 91% of the total.

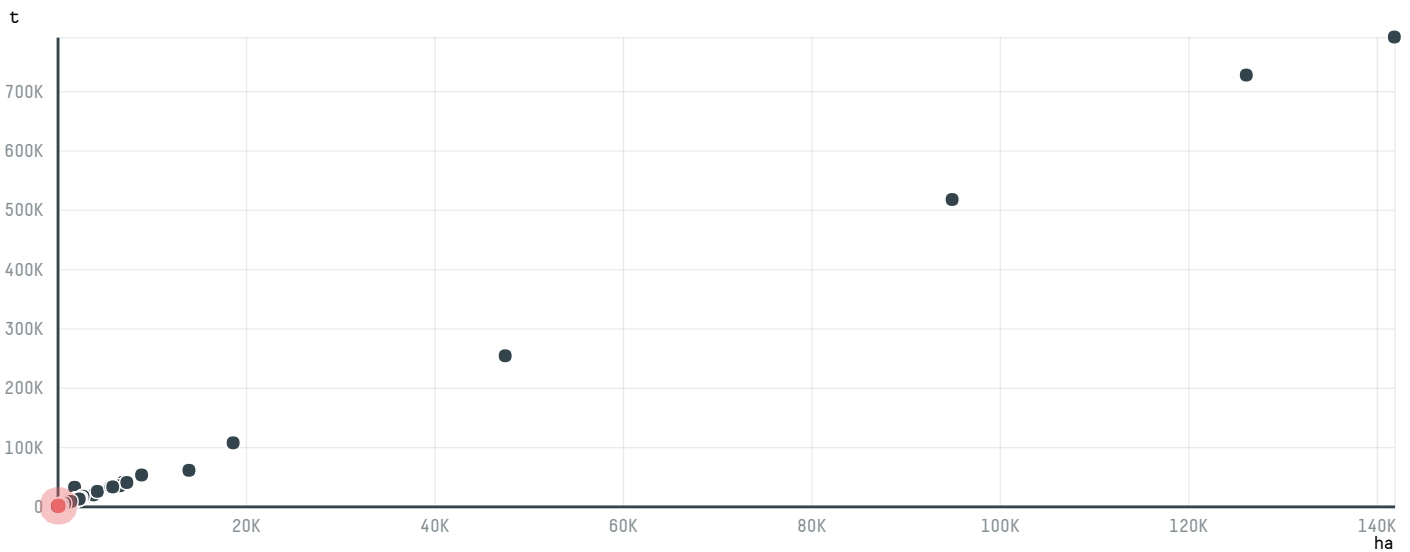
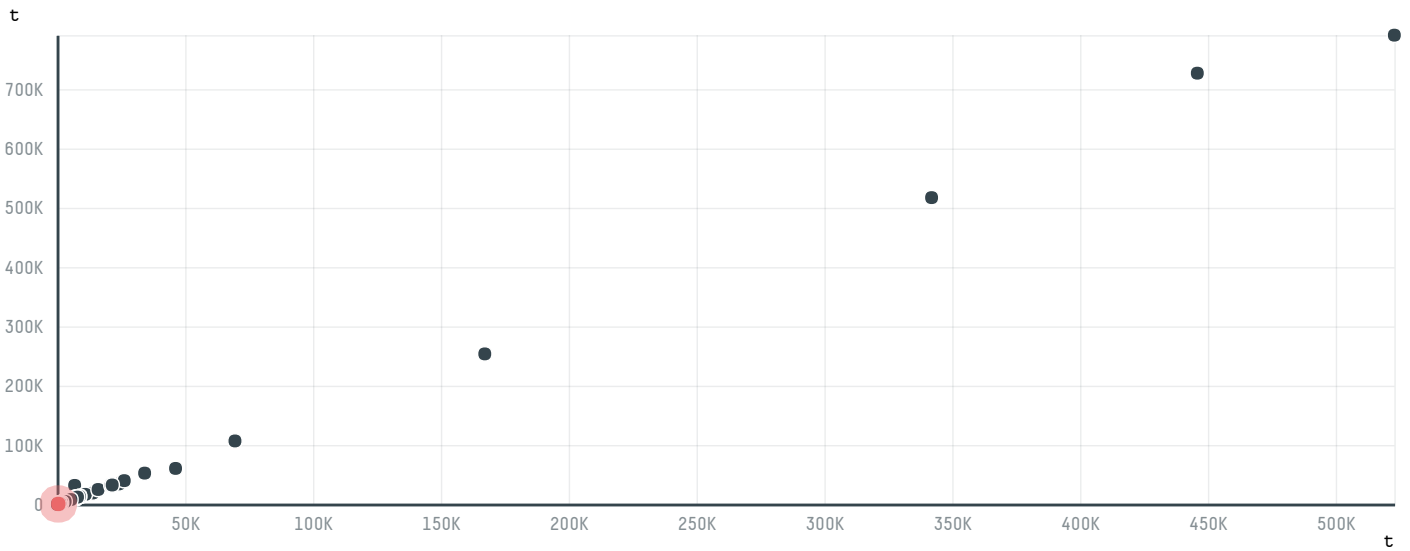
TOP DESTINATION COUNTRIES OF CHICKEN IMPORTED BY INTER GULF:



MATA ATLANTICA	0 ha	0 t CO2
----------------	------	---------

MUNICIPALITY	SOY DEFORESTATION RISK FOR FEED	CO2 EMISSIONS RISK FROM SOY DEFORESTATION FOR FEED
CORONEL MARTINS	0 ha	0 t CO2
XAXIM	0 ha	0 t CO2
QUILOMBO	0 ha	0 t CO2
MANDAGUARI	0 ha	0 t CO2
ERECHIM	0 ha	0 t CO2
GUATAMBU	0 ha	0 t CO2

COMPARING COMPANIES IMPORTING CHICKEN FROM BRAZIL IN 2017



Programme

In close collaboration with many others.

[Click for more information about our partners and funders.](#)

Home

Resources

About

Supply Chains

Data Tools

Profiles

Logistics Maps

Downloads

Finance

Explore

Search

Watchlists

Methodology

FAQs

Insights

Yearbook

Collections

Publications

Sign up for our Newsletter



[twitter link](#) [linkedin link](#)

[Terms of use](#) • [Privacy policy](#) • [Cookie policy](#)

[Gordon and Betty Moore Foundation](#)

[Norway's International Climate and Forest Initiative \(NICFI\)](#)

[Good growth partnership](#)

