



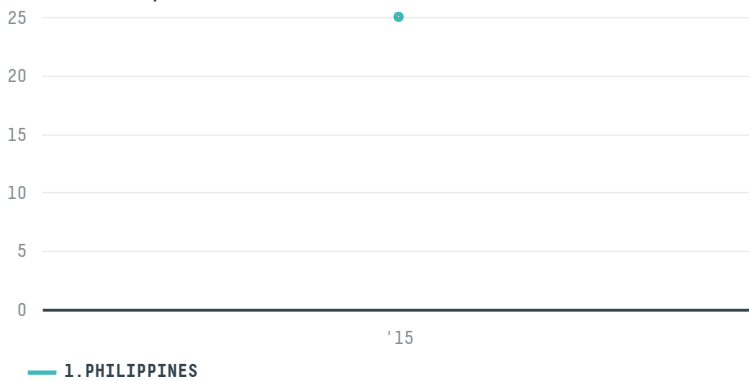
trase

MARUBENI CORPORATION - MEAT SECTION B382 4-2,OHTEMACHI,

ACTIVITY COMMODITY COUNTRY YEAR
Importer Chicken Brazil 2015

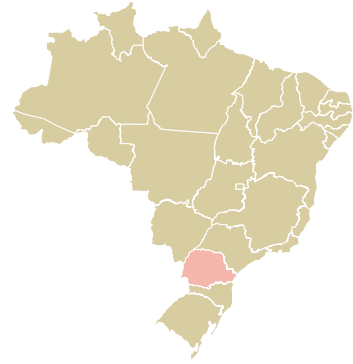
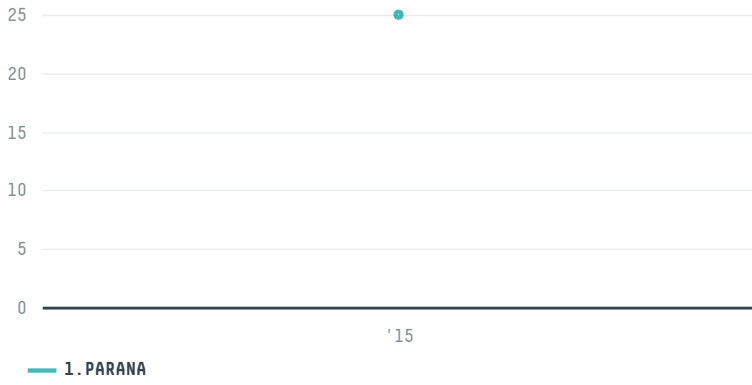
MARUBENI CORPORATION - MEAT SECTION B382 4-2,OHTEMACHI, was the 1555th largest importer of chicken from BRAZIL in 2015, accounting for 25 tons. As an importer, MARUBENI CORPORATION - MEAT SECTION B382 4-2,OHTEMACHI, sources from 1 municipalities, or 0% of the chicken production municipalities. The main destination of the chicken imported by MARUBENI CORPORATION - MEAT SECTION B382 4-2,OHTEMACHI, is PHILIPPINES, accounting for 100% of the total.

TOP DESTINATION COUNTRIES OF CHICKEN IMPORTED BY MARUBENI CORPORATION - MEAT SECTION B382 4-2,OHTEMACHI, :



□ N/A <5K >5K >100K >300K >1M

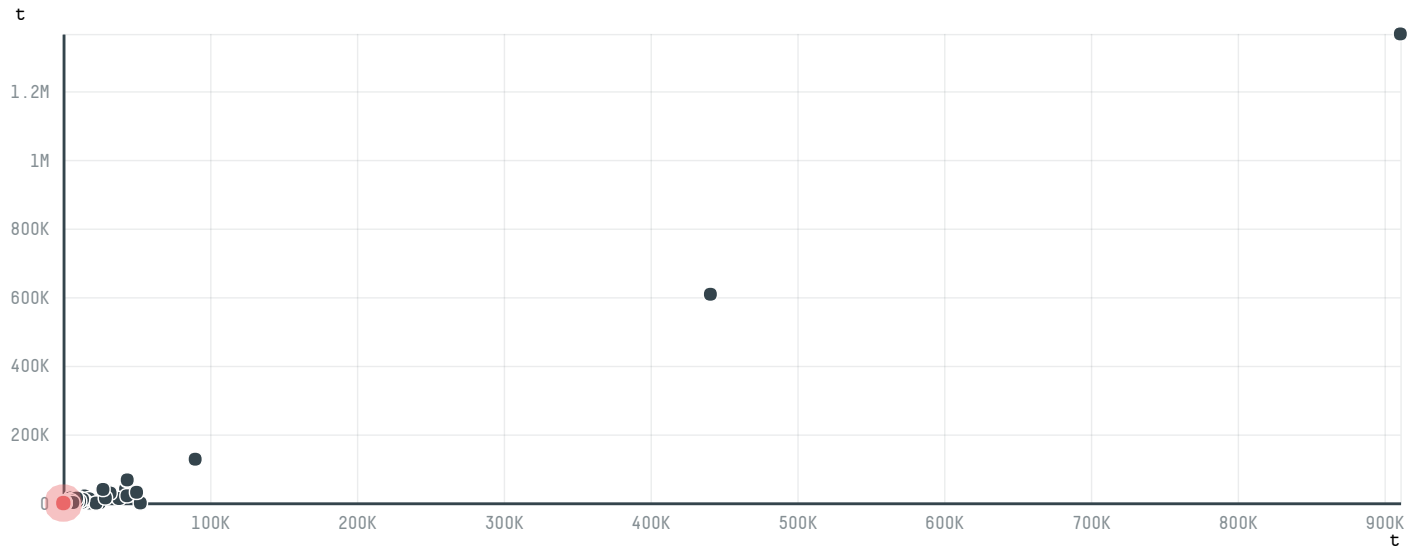


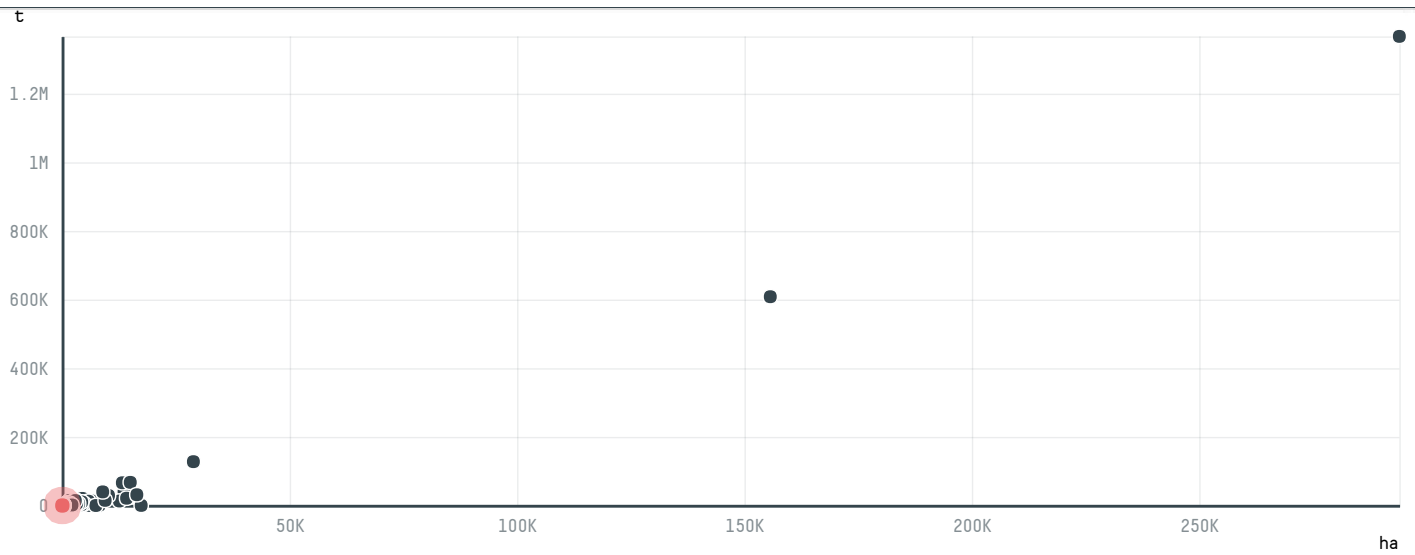


BIOME	SOY DEFORESTATION RISK FOR FEED	CO2 EMISSIONS RISK FROM SOY DEFORESTATION FOR FEED
MATA ATLANTICA	0ha	0t CO2

MUNICIPALITY	SOY DEFORESTATION RISK FOR FEED	CO2 EMISSIONS RISK FROM SOY DEFORESTATION FOR FEED
PALOTINA	0ha	0t CO2

COMPARING COMPANIES IMPORTING CHICKEN FROM BRAZIL IN 2015






Trase is a partnership between

 Stockholm Environment Institute

 Global Canopy Programme

In collaboration with

 vizzuality

 The European Forest Institute

and many other organizations and individuals.

Donors

 The Global Environment Facility

 WWF

 Europe

 Gordon and Betty Moore Foundation

 The Nature Conservancy

 Department for International Development

 Formas

 Norway's International Climate and Forest Initiative (NICFI)

[Terms of Use](#) · [Privacy policy](#) · [Cookie policy](#) · [Contact us](#)