



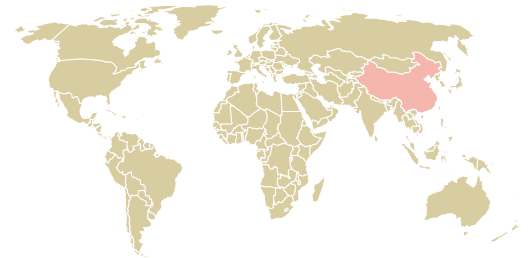
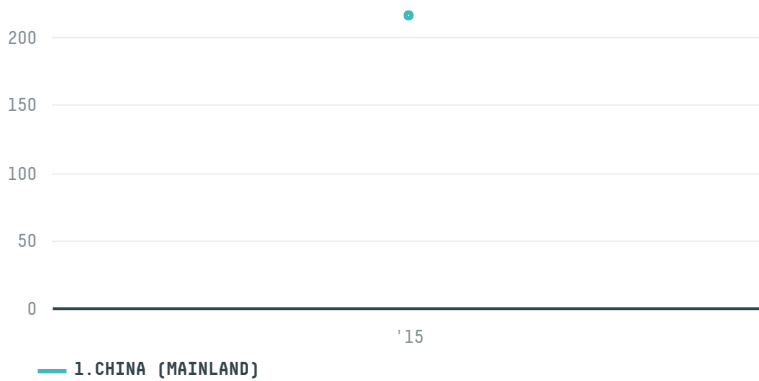
# trase

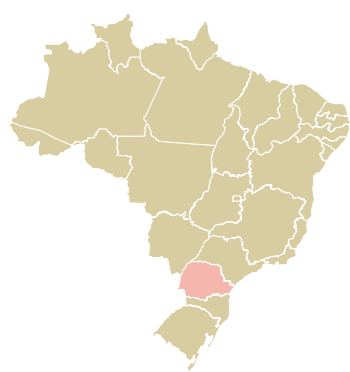
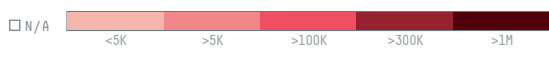
## SHENZHEN COASTER SUPPLY CHAIN MANAGEMENT CO. LTD.

ACTIVITY: **Importer**  
COMMODITY: **Chicken**  
COUNTRY: **Brazil**  
YEAR: **2015**

SHENZHEN COASTER SUPPLY CHAIN MANAGEMENT CO. LTD. was the 839th largest importer of chicken from BRAZIL in 2015, accounting for 216 tons. As an importer, SHENZHEN COASTER SUPPLY CHAIN MANAGEMENT CO. LTD. sources from 2 municipalities, or 0% of the chicken production municipalities. The main destination of the chicken imported by SHENZHEN COASTER SUPPLY CHAIN MANAGEMENT CO. LTD. is CHINA (MAINLAND), accounting for 100% of the total.

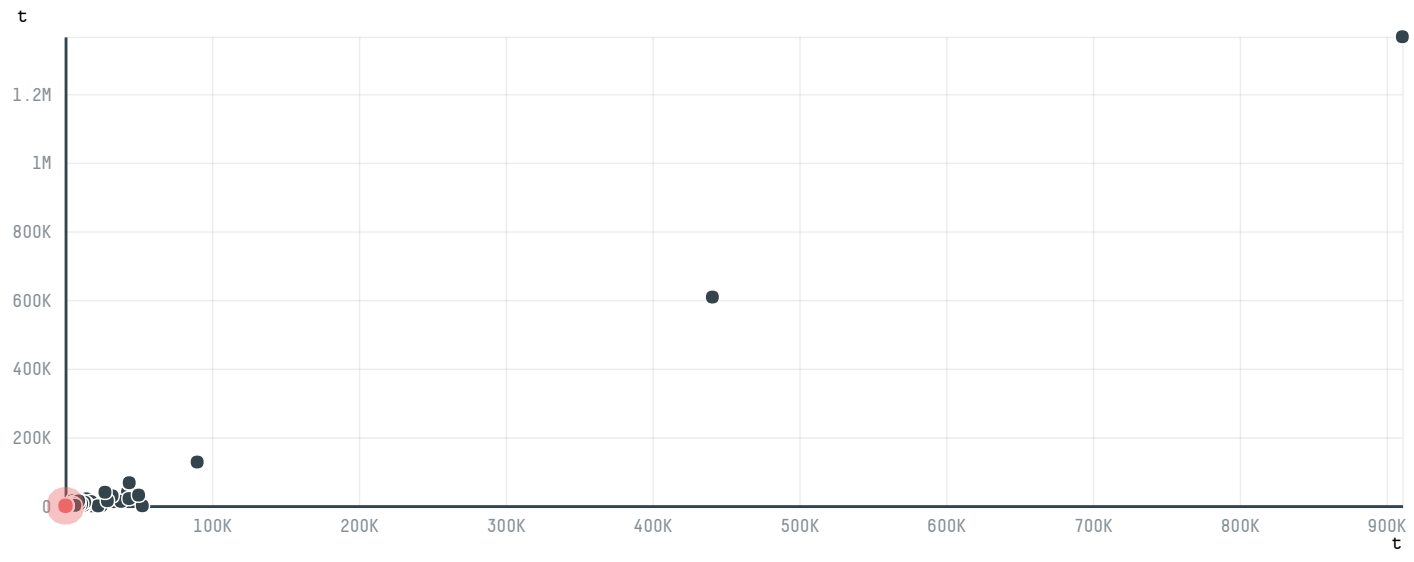
### TOP DESTINATION COUNTRIES OF CHICKEN IMPORTED BY SHENZHEN COASTER SUPPLY CHAIN MANAGEMENT CO. LTD. :

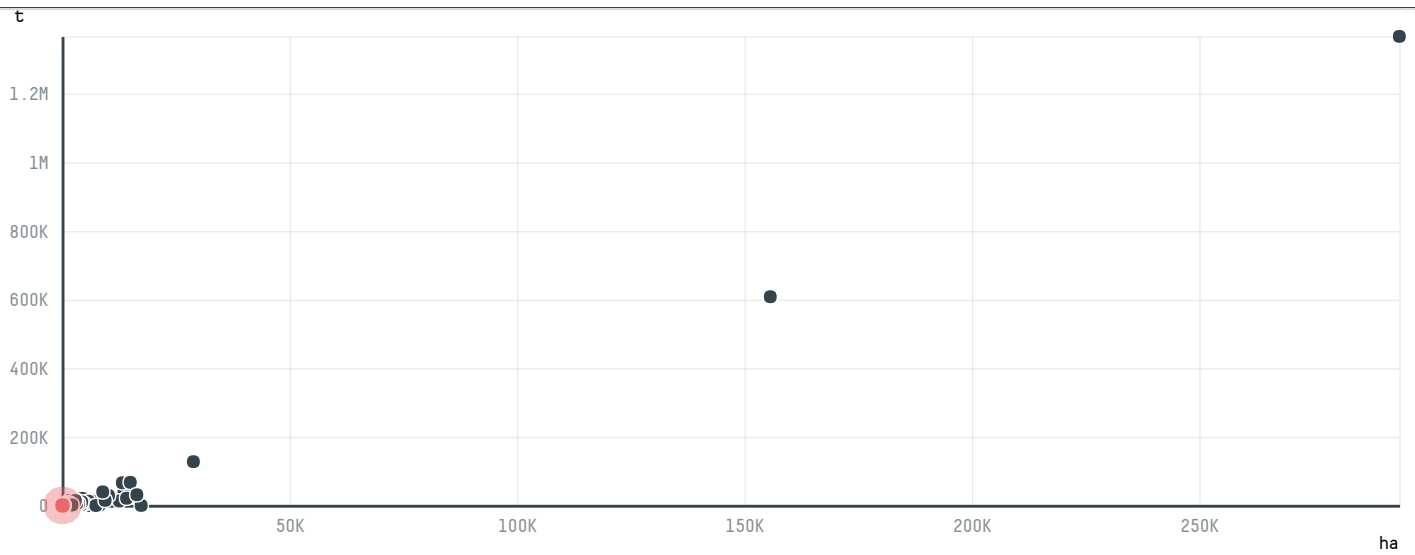




BIOME	SOY DEFORESTATION RISK FOR FEED	CO2 EMISSIONS RISK FROM SOY DEFORESTATION FOR FEED
MATA ATLANTICA	0ha	0t CO2
MUNICIPALITY	SOY DEFORESTATION RISK FOR FEED	CO2 EMISSIONS RISK FROM SOY DEFORESTATION FOR FEED
SABAUDIA	0ha	0t CO2
CAMBE	0ha	0t CO2

COMPARING COMPANIES IMPORTING CHICKEN FROM BRAZIL IN 2015






Trase is a partnership between

 Stockholm Environment Institute

 Global Canopy Programme

In collaboration with

 vizzuality

 The European Forest Institute

and many other organizations and individuals.

Donors

 The Global Environment Facility

 WWF

 Europe

 Gordon and Betty Moore Foundation

 The Nature Conservancy

 Department for International Development

 Formas

 Norway's International Climate and Forest Initiative (NICFI)

[Terms of Use](#) · [Privacy policy](#) · [Cookie policy](#) · [Contact us](#)