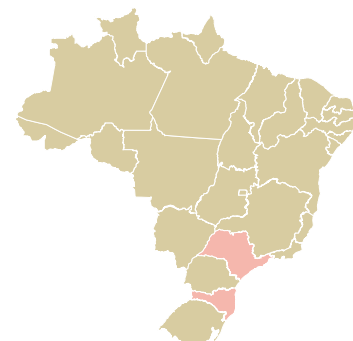
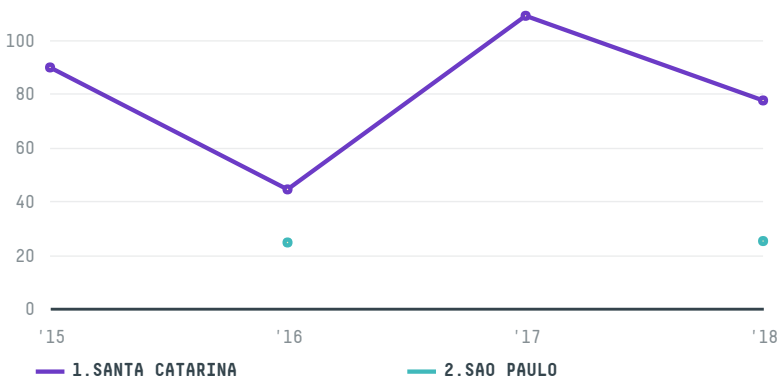
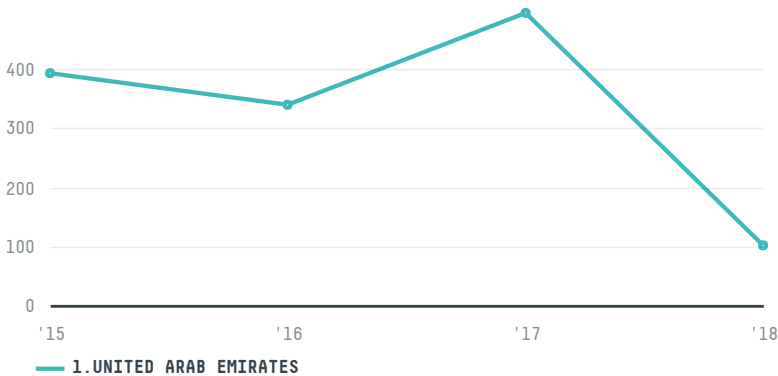


AHMED AL ALI TRADING CO

ACTIVITY: **Importer** COMMODITY: **Chicken** COUNTRY: **Brazil** YEAR: **2018**

AHMED AL ALI TRADING CO was the 473rd largest importer of chicken from BRAZIL in 2018, accounting for 103 tons. This is a 79% decrease vs the previous year. As an importer, AHMED AL ALI TRADING CO sources from 7 municipalities, or 1% of the chicken production municipalities. The main destination of the chicken imported by AHMED AL ALI TRADING CO is UNITED ARAB EMIRATES, accounting for 100% of the total.

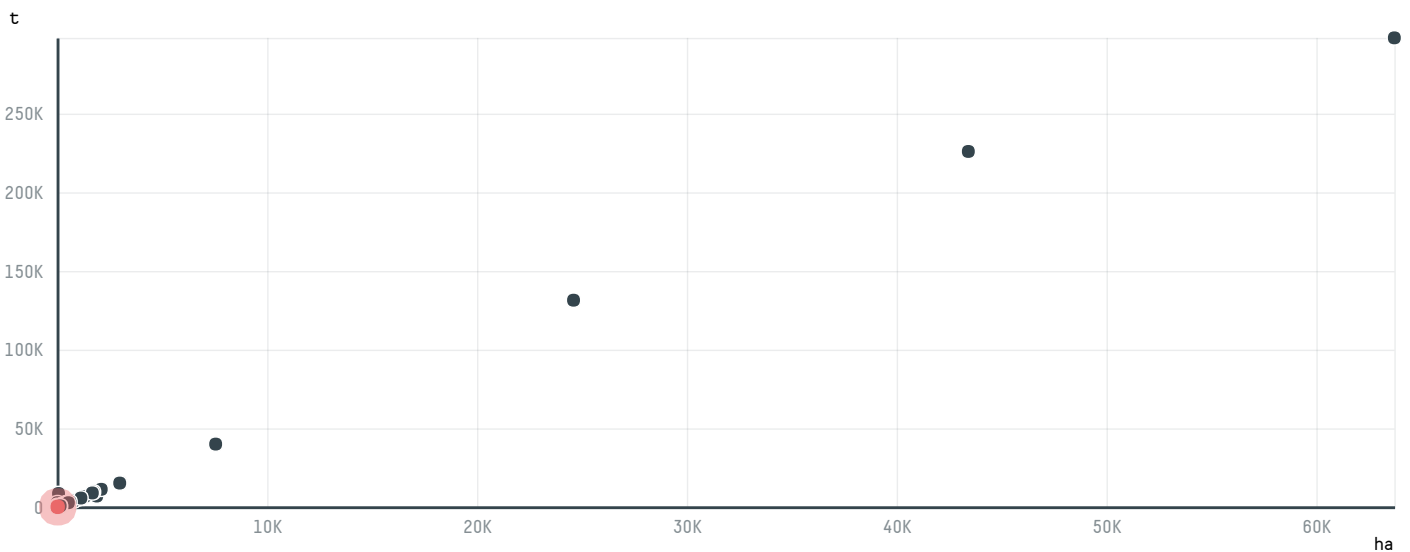
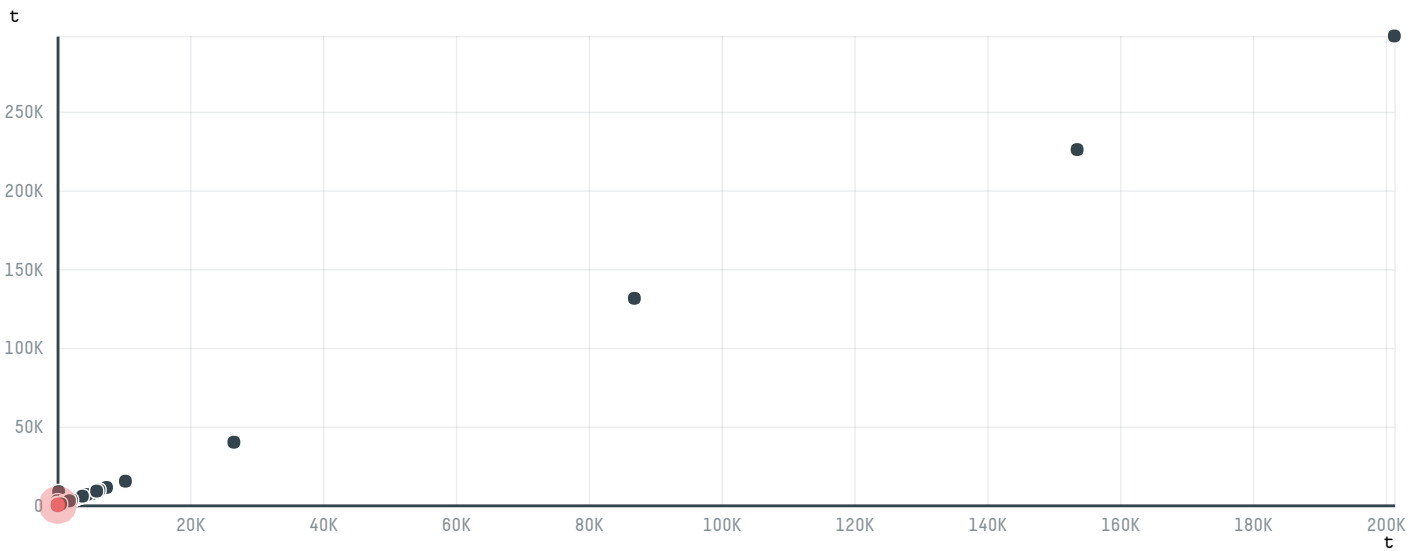
TOP DESTINATION COUNTRIES OF CHICKEN IMPORTED BY AHMED AL ALI TRADING CO:



MATA ATLANTICA	0 ha	0.3 t CO2
----------------	------	-----------

MUNICIPALITY	SOY DEFORESTATION RISK FOR FEED	CO2 EMISSIONS RISK FROM SOY DEFORESTATION FOR FEED
CUNHA PORA	0 ha	0 t CO2
BOITUVA	0 ha	0.1 t CO2
UNIAO DO OESTE	0 ha	0 t CO2
TIGRINHOS	0 ha	0 t CO2
SUL BRASIL	0 ha	0 t CO2
ENTRE RIOS	0 ha	0.2 t CO2
CUNHATAI	0 ha	0 t CO2

COMPARING COMPANIES IMPORTING CHICKEN FROM BRAZIL IN 2018



Institute

Global Canopy Programme

In close collaboration with many others.

[Click for more information about our partners and funders.](#)

Home

Resources

About

Supply Chains

Data Tools

Profiles

Logistics Maps

Downloads

Finance

Explore

Search

Watchlists

Methodology

FAQs

Insights

Yearbook

Collections

Publications

Sign up for our Newsletter

Enter your email...



[twitter link](#) [linkedin link](#)

[Terms of use](#) • [Privacy policy](#) • [Cookie policy](#)

[Gordon and Betty Moore Foundation](#)

[Norway's International Climate and Forest Initiative \(NICFI\)](#)

[Good growth partnership](#)

