



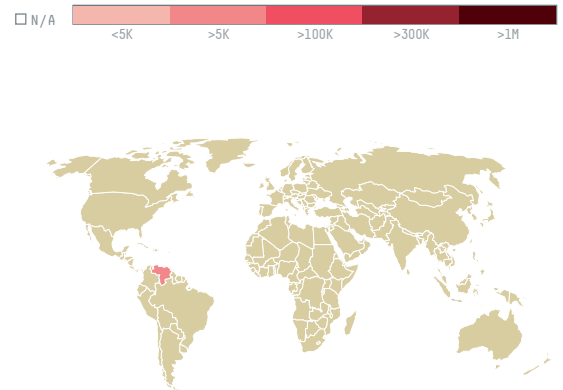
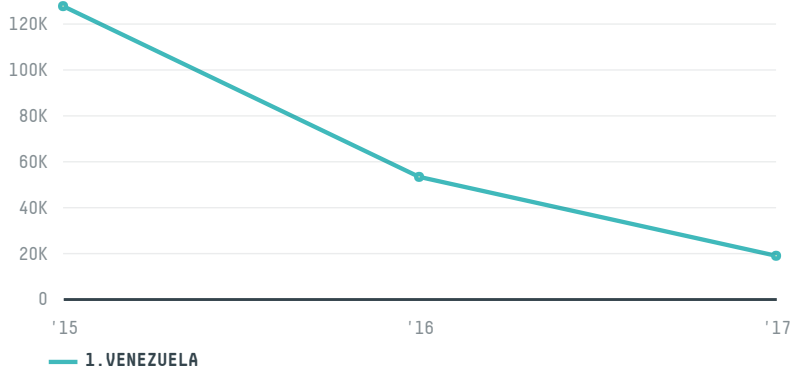
trase

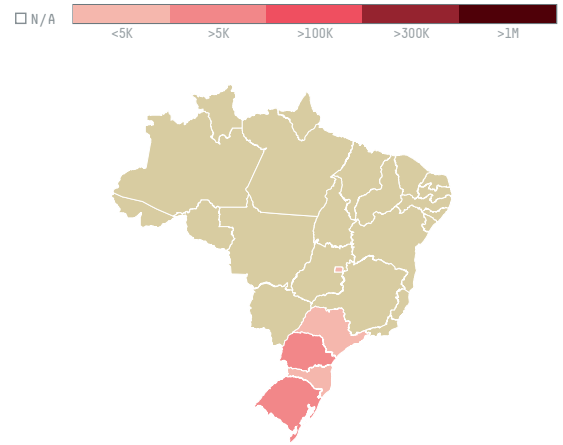
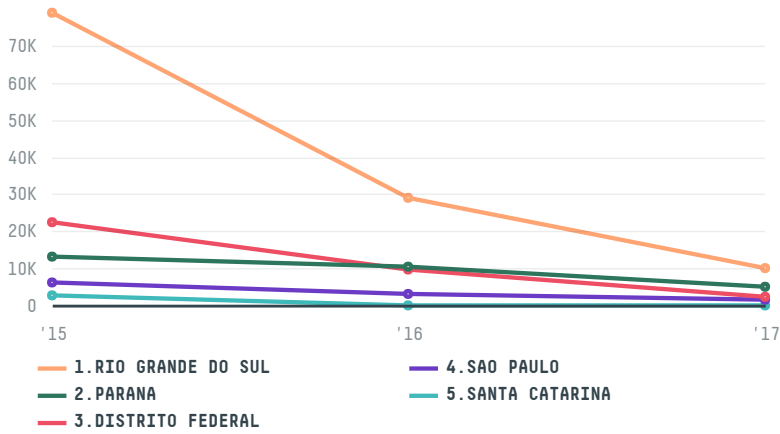
CORPOVEX CORPORACION VENEZOLANA DE COM EXTERIOR

ACTIVITY COMMODITY COUNTRY YEAR
Importer **Chicken** **Brazil** **2017**

CORPOVEX CORPORACION VENEZOLANA DE COM EXTERIOR was the 15th largest importer of chicken from BRAZIL in 2017, accounting for 19 thousand tons. This is a 64% decrease vs the previous year. As an importer, CORPOVEX CORPORACION VENEZOLANA DE COM EXTERIOR sources from 32 municipalities, or 7% of the chicken production municipalities. The main destination of the chicken imported by CORPOVEX CORPORACION VENEZOLANA DE COM EXTERIOR is VENEZUELA, accounting for 100% of the total.

TOP DESTINATION COUNTRIES OF CHICKEN IMPORTED BY CORPOVEX CORPORACION VENEZOLANA DE COM EXTERIOR:

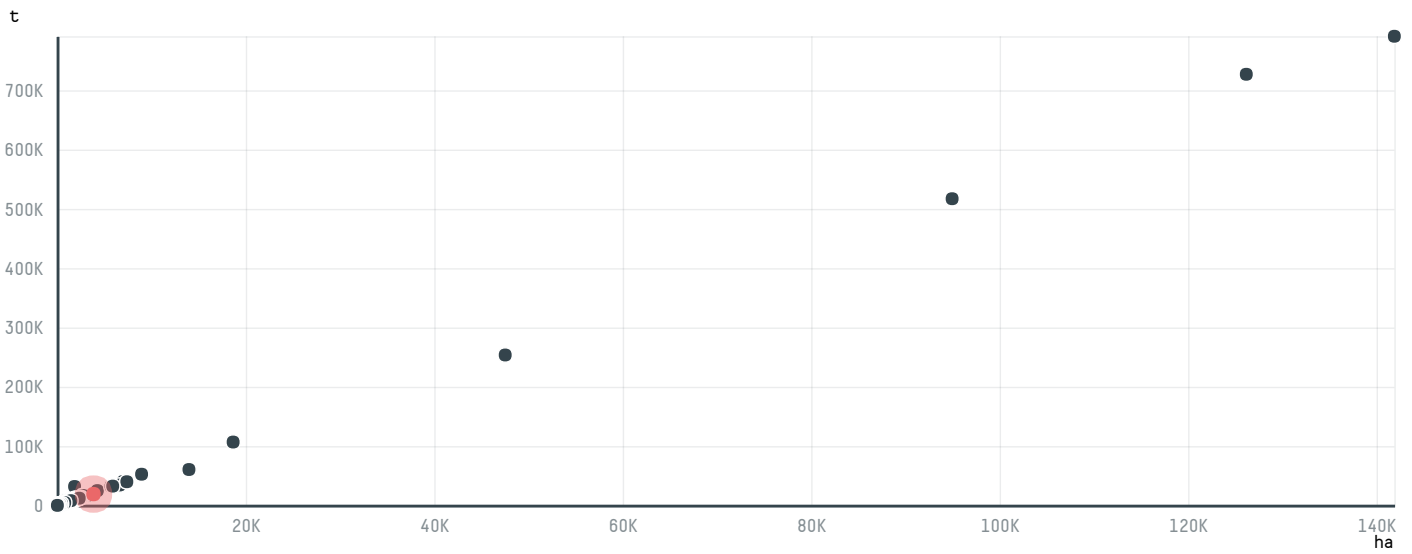
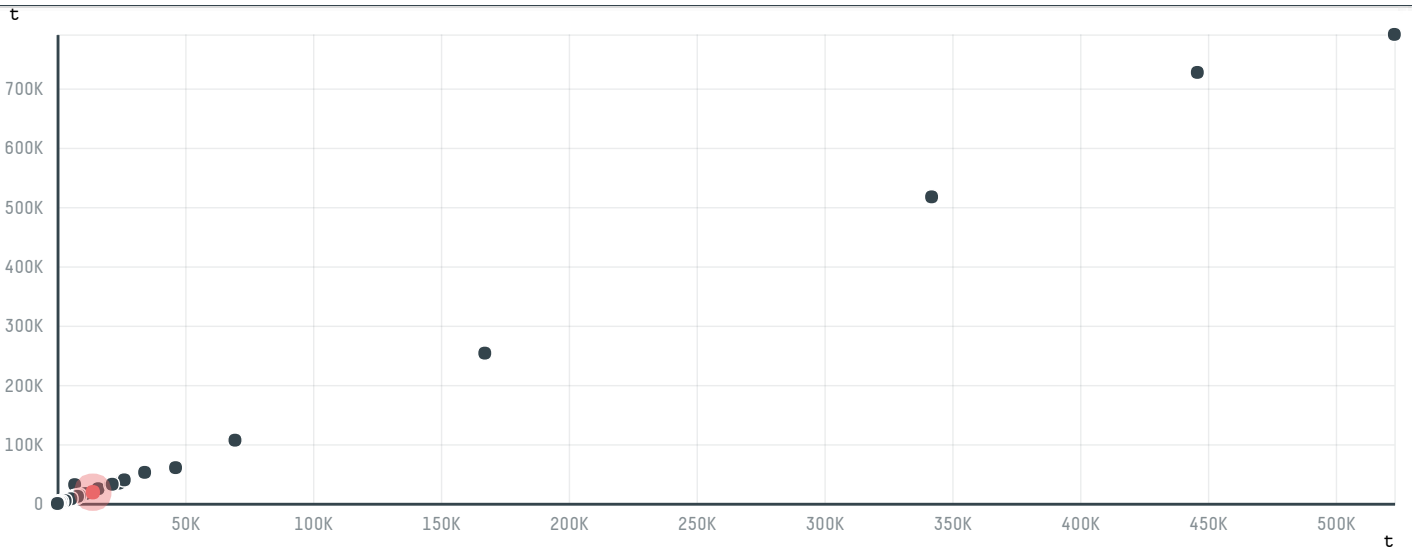




BIOME	SOY DEFORESTATION RISK FOR FEED	CO2 EMISSIONS RISK FROM SOY DEFORESTATION FOR FEED
MATA ATLANTICA	0ha	3.7t CO2
CERRADO	2.4ha	387.8t CO2

MUNICIPALITY	SOY DEFORESTATION RISK FOR FEED	CO2 EMISSIONS RISK FROM SOY DEFORESTATION FOR FEED
TRINDADE DO SUL	0ha	0t CO2
JACAREZINHO	0ha	0t CO2
CAXIAS DO SUL	0ha	0t CO2
BRASILIA	2.4ha	386.1t CO2
SANTO INACIO	0ha	0t CO2
NONOAI	0ha	0t CO2
RIO DOS INDIOS	0ha	0t CO2
SAO VALENTIM DO SUL	0ha	0t CO2
ANGATUBA	0ha	0.3t CO2
GUAPIACU	0ha	0.2t CO2

COMPARING COMPANIES IMPORTING CHICKEN FROM BRAZIL IN 2017



Trase is a partnership between




In collaboration with



and many other organizations and individuals.

Donors



[Terms of Use](#) · [Privacy policy](#) · [Cookie policy](#) · [Contact us](#)

This website uses cookies to provide you with an improved user experience. By continuing to browse this site, you consent to the use of cookies and similar technologies. Please visit our [privacy policy](#) for further details.

I AGREE

