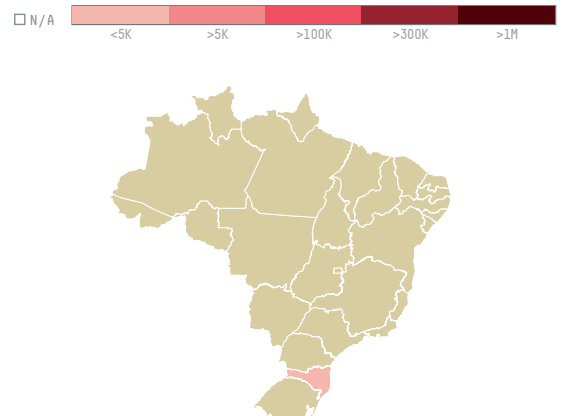
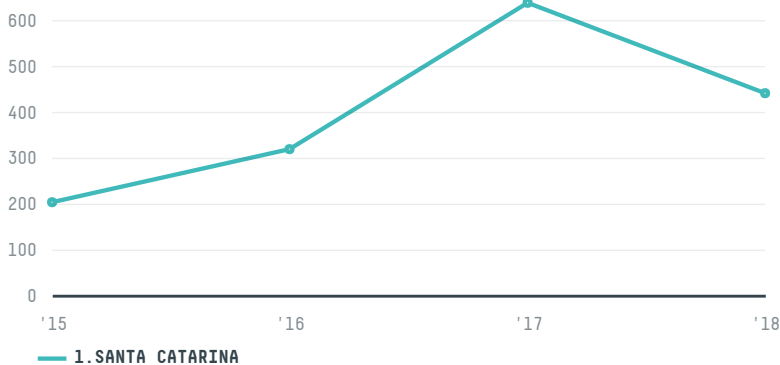
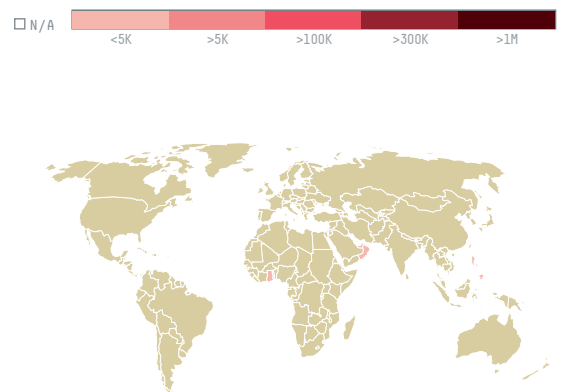
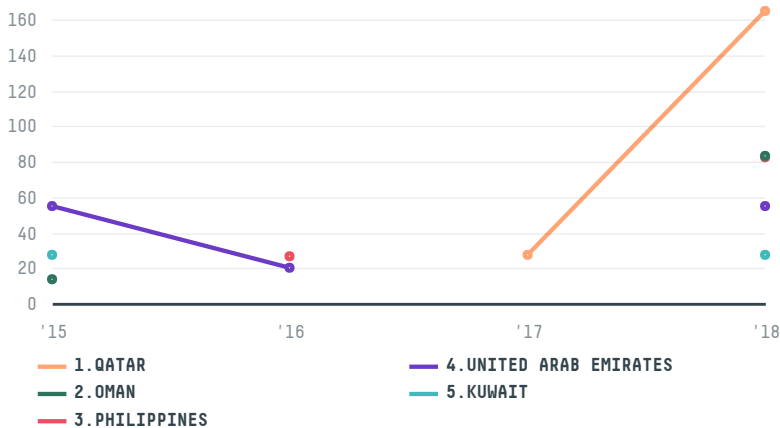


TOMEX DENMARK A/S

ACTIVITY: **Importer** COMMODITY: **Chicken** COUNTRY: **Brazil** YEAR: **2018**

TOMEX DENMARK A/S was the 189th largest importer of chicken from BRAZIL in 2018, accounting for 442 tons. This is a 32% decrease vs the previous year. As an importer, TOMEX DENMARK A/S sources from 12 municipalities, or 2% of the chicken production municipalities. The main destination of the chicken imported by TOMEX DENMARK A/S is QATAR, accounting for 37% of the total.

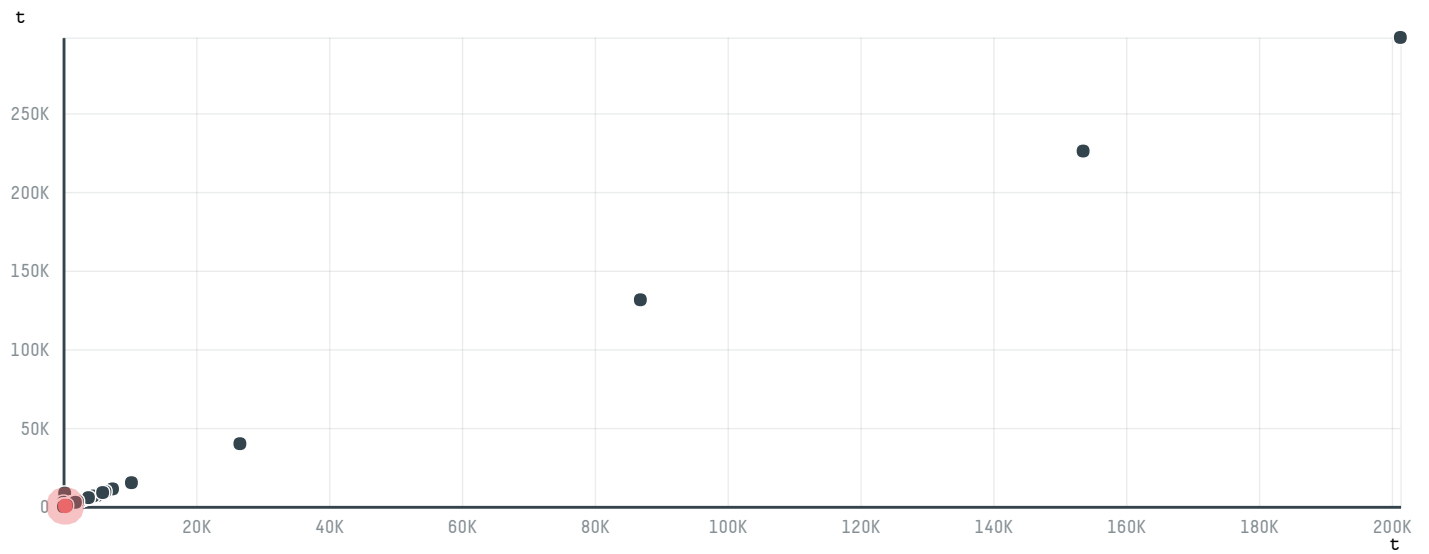
TOP DESTINATION COUNTRIES OF CHICKEN IMPORTED BY TOMEX DENMARK A/S:

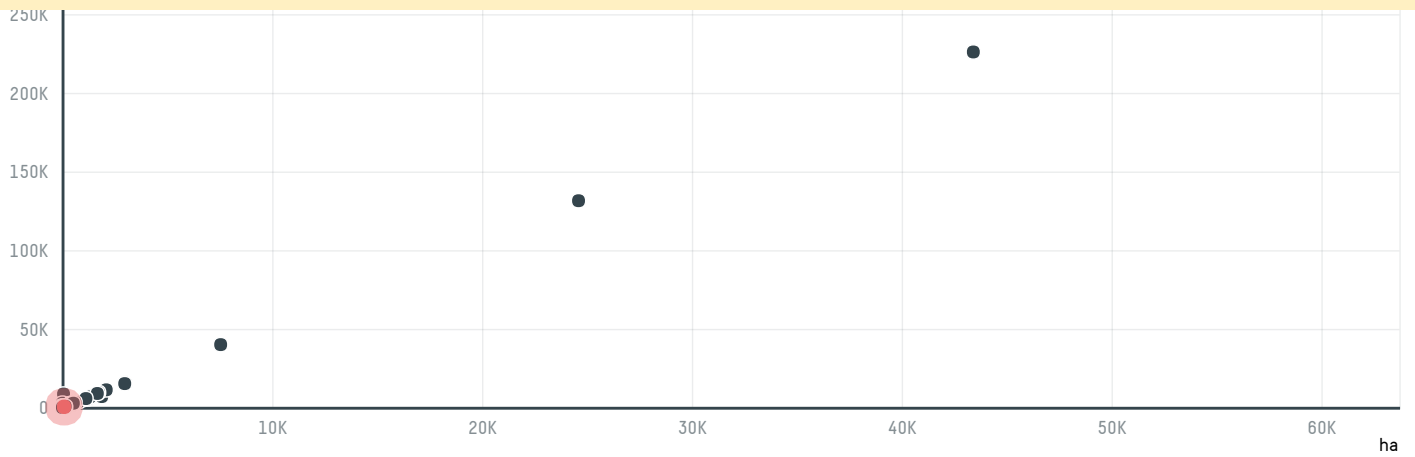


MATA ATLANTICA 0 ha 5.6 t CO2


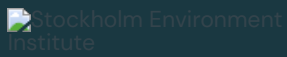
MUNICIPALITY	SOY DEFORESTATION RISK FOR FEED	CO2 EMISSIONS RISK FROM SOY DEFORESTATION FOR FEED
NOVA ERECHIM	0 ha	5.5 t CO2
CORDILHEIRA ALTA	0 ha	0 t CO2
MODELO	0 ha	0 t CO2
BOM JESUS DO OESTE	0 ha	0 t CO2
CUNHA PORA	0 ha	0 t CO2
SUL BRASIL	0 ha	0 t CO2
MARAVILHA	0 ha	0 t CO2
UNIAO DO OESTE	0 ha	0 t CO2
TIGRINHOS	0 ha	0 t CO2
SERRA ALTA	0 ha	0 t CO2

COMPARING COMPANIES IMPORTING CHICKEN FROM BRAZIL IN 2018





Trase is a partnership between



In close collaboration with many others.

[Click for more information about our partners and funders.](#)

- Home**
- Resources
- About
- Supply Chains**
- Data Tools
- Profiles
- Logistics Maps
- Downloads
- Finance**
- Explore
- Search
- Watchlists
- Methodology
- FAQs
- Insights**
- Yearbook
- Collections
- Publications

Sign up for our Newsletter

[twitter link](#) [linkedin link](#)

[Terms of use](#) • [Privacy policy](#) • [Cookie policy](#)

[Gordon and Betty Moore Foundation](#)

[Norway's International Climate and Forest Initiative \(NICFI\)](#)

[Good growth partnership](#)

