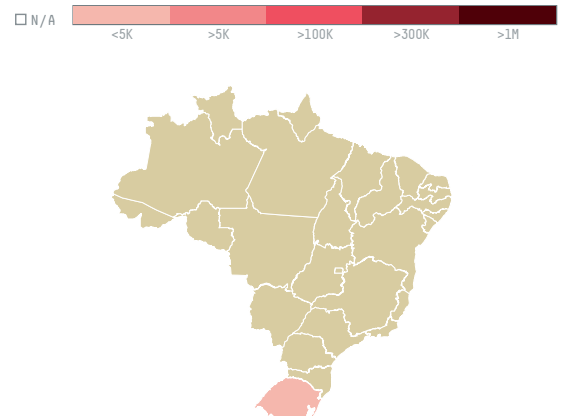
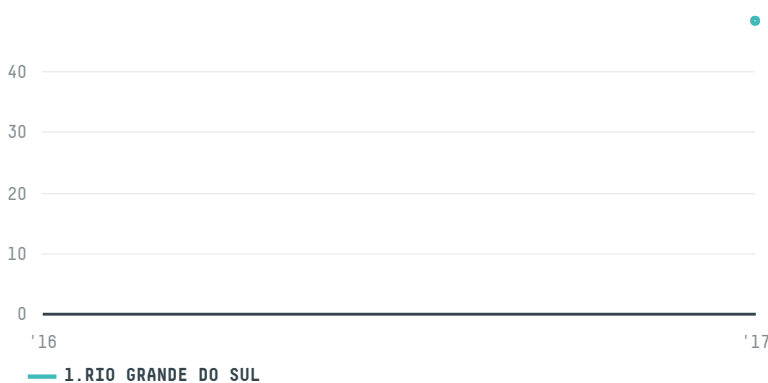
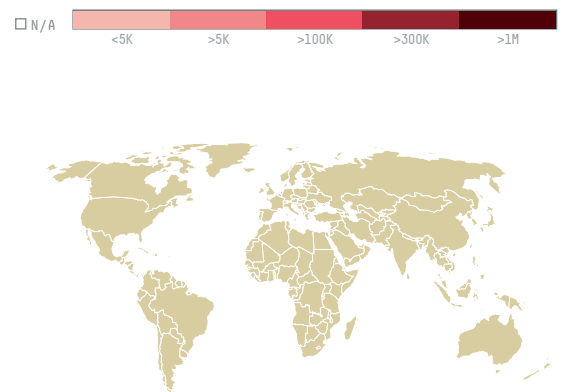
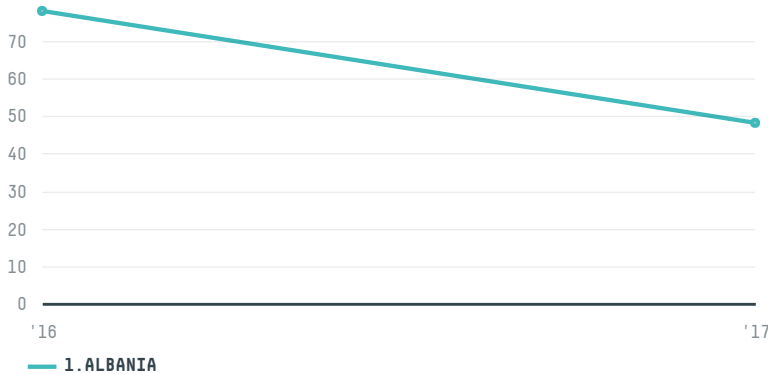


# ZI CO SHA IMPORT EXPORT

ACTIVITY: **Importer**    COMMODITY: **Chicken**    COUNTRY: **Brazil**    YEAR: **2017**

ZI CO SHA IMPORT EXPORT was the 1168th largest importer of chicken from BRAZIL in 2017, accounting for 48 tons. This is a 38% decrease vs the previous year. As an importer, ZI CO SHA IMPORT EXPORT sources from 1 municipalities, or 0% of the chicken production municipalities. The main destination of the chicken imported by ZI CO SHA IMPORT EXPORT is ALBANIA, accounting for 100% of the total.

## TOP DESTINATION COUNTRIES OF CHICKEN IMPORTED BY ZI CO SHA IMPORT EXPORT:



MATA ATLANTICA

0 ha

0 t CO2

MUNICIPALITY

SOY DEFORESTATION RISK FOR FEED

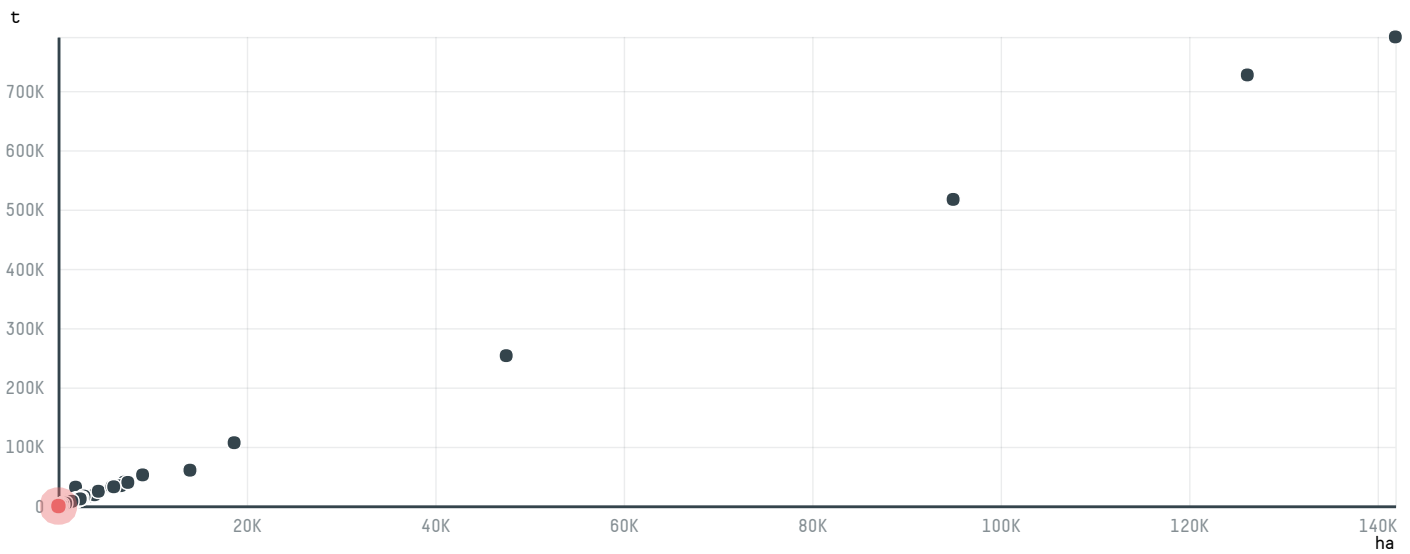
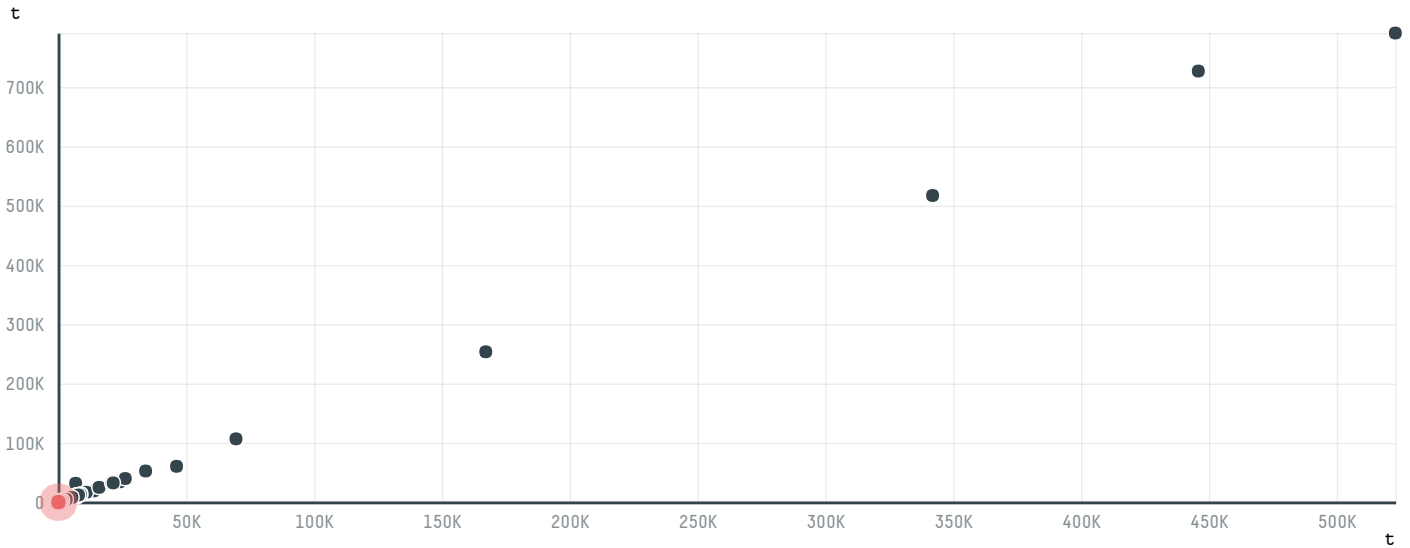
CO2 EMISSIONS RISK FROM SOY DEFORESTATION FOR FEED

ROCA SALES

0 ha

0 t CO2

### COMPARING COMPANIES IMPORTING CHICKEN FROM BRAZIL IN 2017



Trase is a partnership between

Stockholm Environment  
Institute

Global Canopy  
Programme

This website uses cookies to provide you with an improved user experience. By continuing to browse this site, you consent to the use of cookies and similar technologies. Please visit our [privacy policy](#) for further details.

I understand

About Profiles Search Collections  
Logistics Maps Watchlists Publications  
Downloads Methodology  
FAQs

### Sign up for our Newsletter


Enter your email...




 [twitter link](#)  [linkedin link](#)

[Terms of use](#) • [Privacy policy](#) • [Cookie policy](#)

 [Gordon and Betty Moore Foundation](#)

 [Norway's International Climate and Forest Initiative \(NICFI\)](#)

 [Good growth partnership](#)