



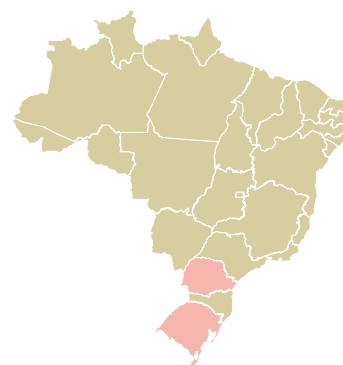
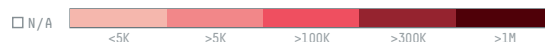
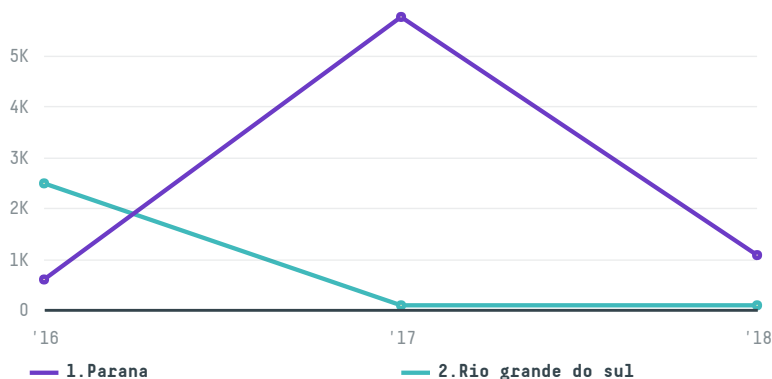
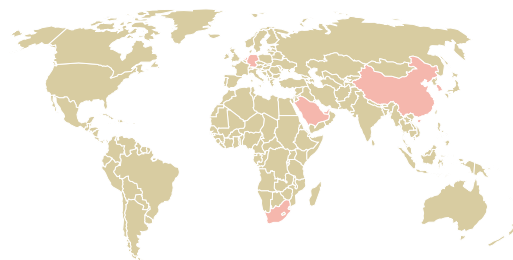
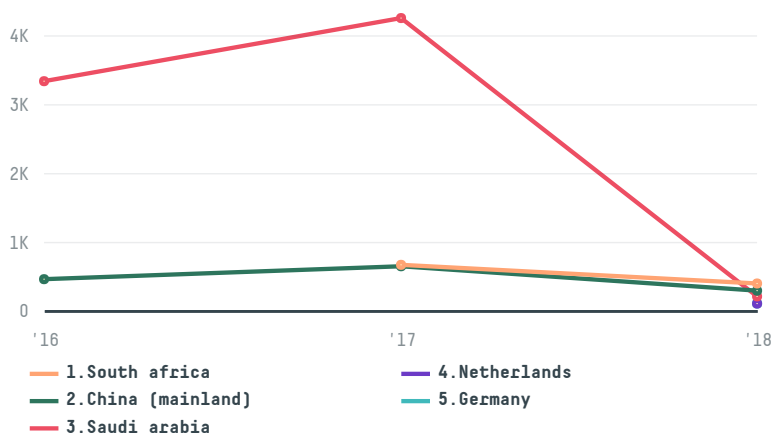
# trase

## Enova service

ACTIVITY: **Importer**  
COMMODITY: **Chicken**  
COUNTRY: **Brazil**  
YEAR: **2018**

Enova service was the 84th largest importer of chicken from BRAZIL in 2018, accounting for 1 thousand tons. This is a 86% decrease vs the previous year. As an importer, Enova service sources from 6 municipalities, or 1% of the chicken production municipalities. The main destination of the chicken imported by Enova service is South africa, accounting for 33% of the total.

### TOP DESTINATION COUNTRIES OF CHICKEN IMPORTED BY ENOVA SERVICE:

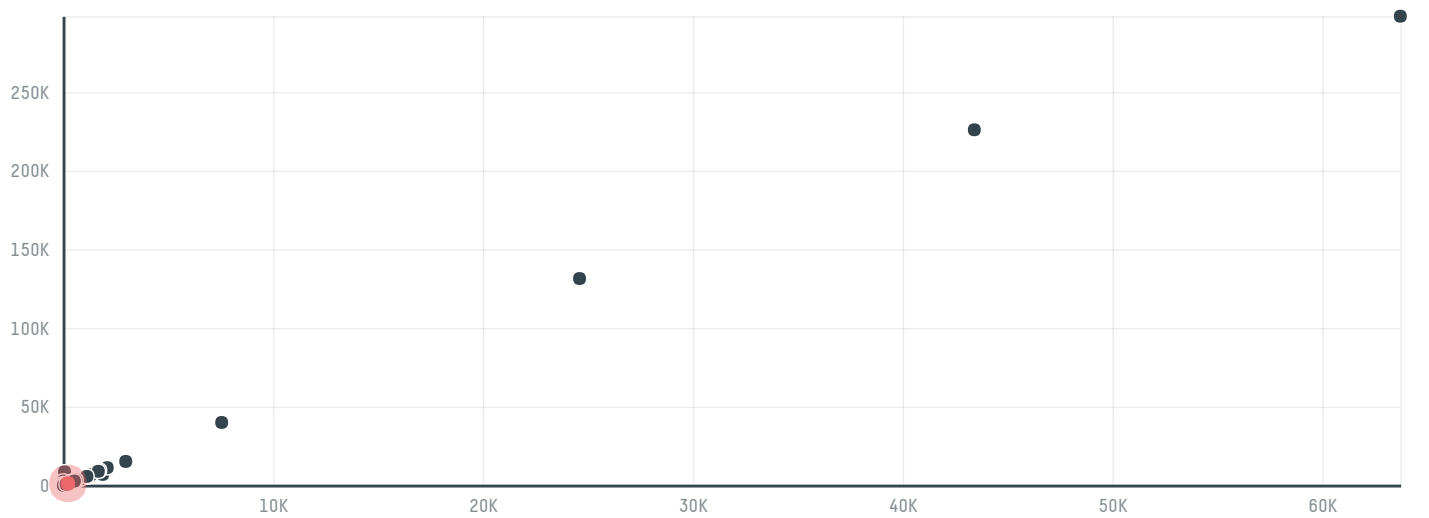
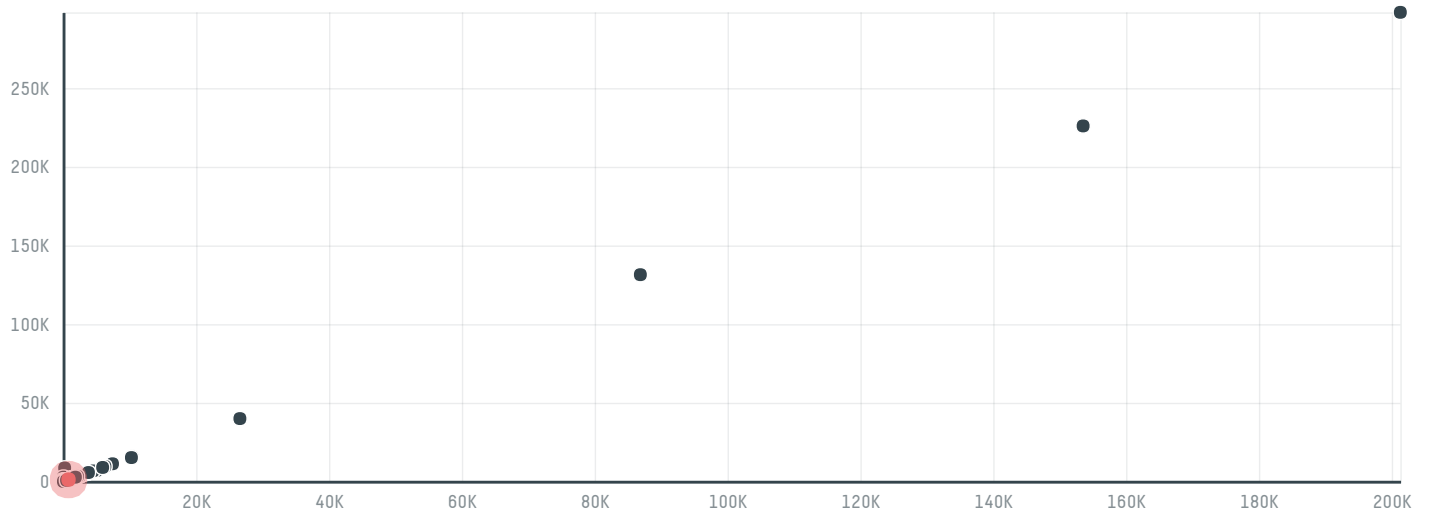


BIOME	SOY DEFORESTATION RISK FOR FEED	CO2 EMISSIONS RISK FROM SOY DEFORESTATION FOR FEED
MATA ATLANTICA	0ha	0.9t CO2

MUNICIPALITY	SOY DEFORESTATION RISK FOR FEED	CO2 EMISSIONS RISK FROM SOY DEFORESTATION FOR FEED
CASCATEL	0ha	0t CO2
JOAQUIM TAVORA	0ha	0.9t CO2
NOVA ARACA	0ha	0t CO2
NOVA BASSANO	0ha	0t CO2
PARAI	0ha	0t CO2

### COMPARING COMPANIES IMPORTING CHICKEN FROM BRAZIL IN 2018



 Stockholm Environment Institute

 vizzuality

 The Global Environment Facility

 WWF

 Europe

 Global Canopy Programme

 The European Forest Institute

 Gordon and Betty Moore Foundation

 The Nature Conservancy

and many other organizations and individuals.

 Department for International Development

 Formas

 Norway's International Climate and Forest Initiative (NICFI)

[Terms of Use](#) · [Privacy policy](#) · [Cookie policy](#) · [Contact us](#)

