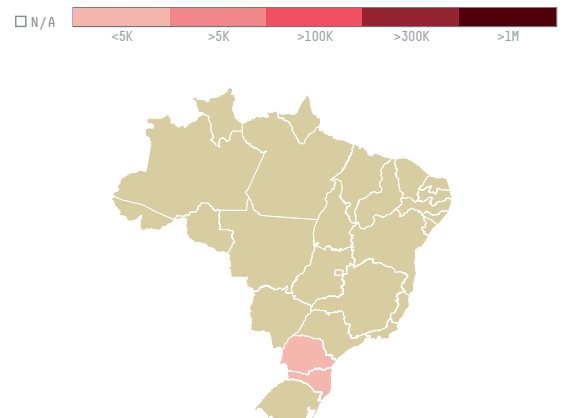
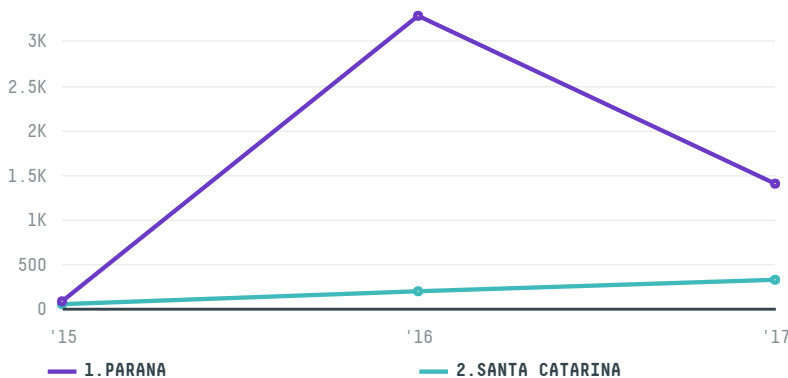
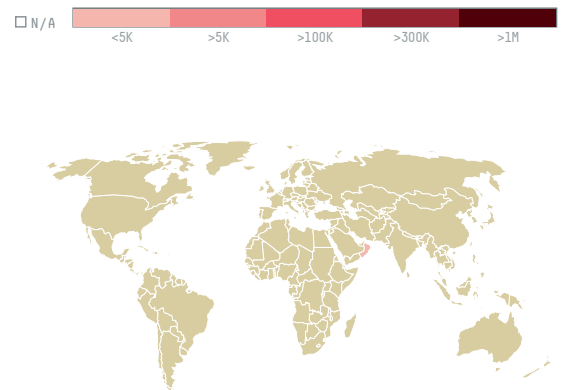
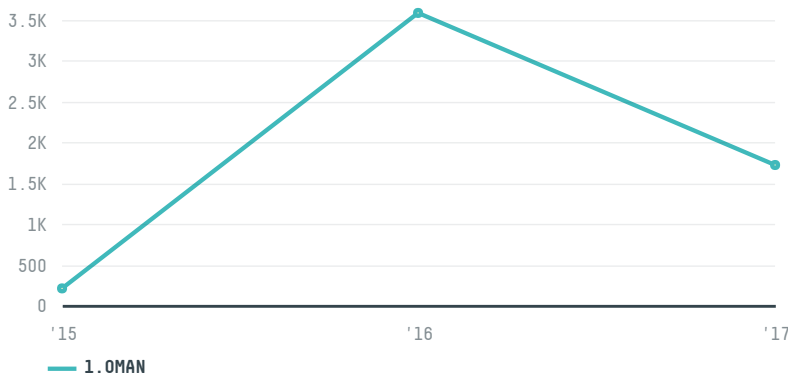


SALIM QATAN TRADING LLC

ACTIVITY: **Importer** COMMODITY: **Chicken** COUNTRY: **Brazil** YEAR: **2017**

SALIM QATAN TRADING LLC was the 184th largest importer of chicken from BRAZIL in 2017, accounting for 2 thousand tons. This is a 52% decrease vs the previous year. As an importer, SALIM QATAN TRADING LLC sources from 2 municipalities, or 0% of the chicken production municipalities. The main destination of the chicken imported by SALIM QATAN TRADING LLC is OMAN, accounting for 100% of the total.

TOP DESTINATION COUNTRIES OF CHICKEN IMPORTED BY SALIM QATAN TRADING LLC:



MATA ATLANTICA

0 ha

0 t CO2

MUNICIPALITY

SOY DEFORESTATION RISK FOR FEED

CO2 EMISSIONS RISK FROM SOY DEFORESTATION FOR FEED

SAO JORGE DO IVAI

0 ha

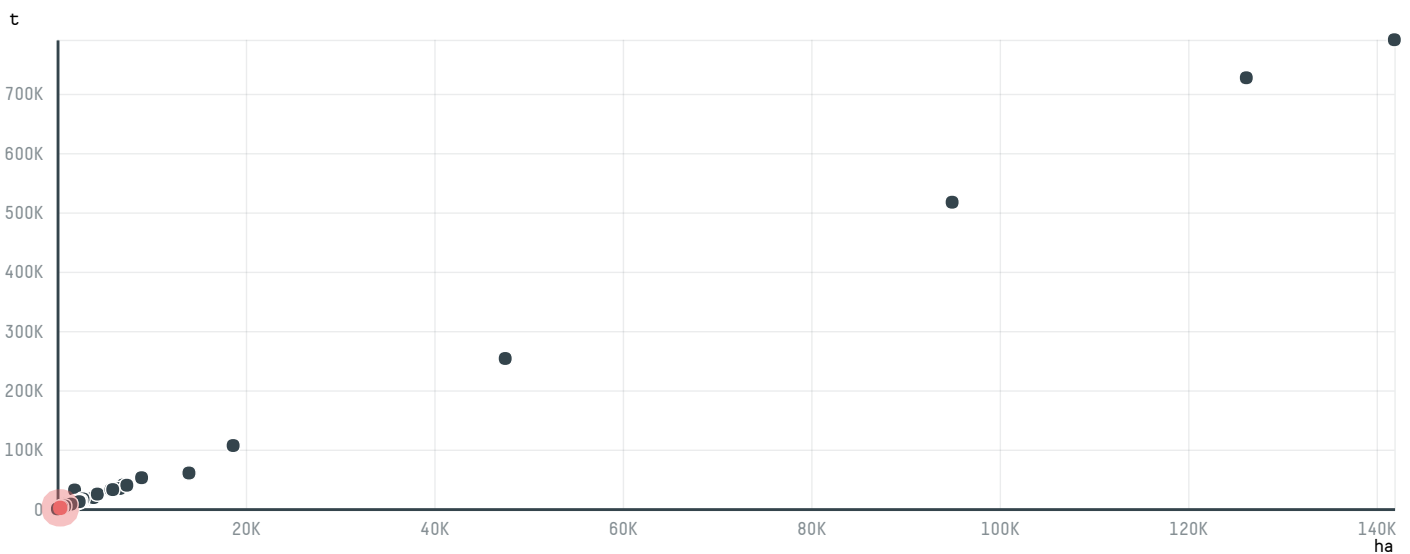
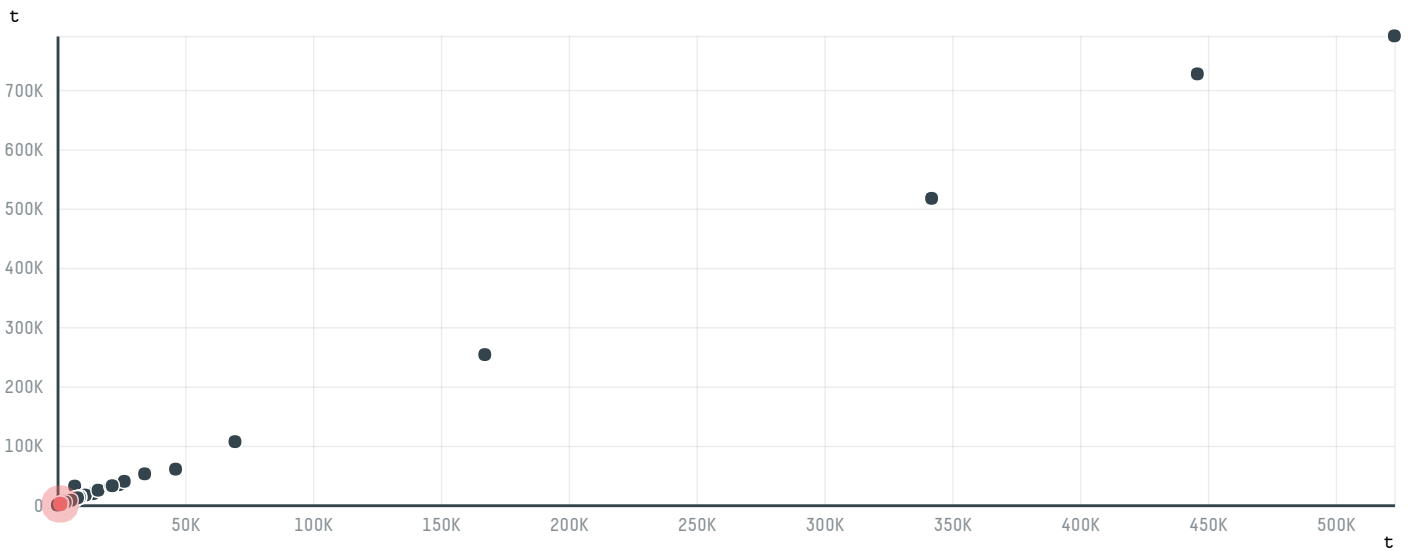
0 t CO2

IPUACU

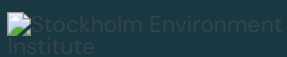
0 ha

0 t CO2

COMPARING COMPANIES IMPORTING CHICKEN FROM BRAZIL IN 2017



Trase is a partnership between



This website uses cookies to provide you with an improved user experience. By continuing to browse this site, you consent to the use of cookies and similar technologies. Please visit our [privacy policy](#) for further details.

I understand

Home

Resources

About

Supply Chains

Data Tools

Profiles

Logistics Maps

Downloads

Finance

Explore

Search

Watchlists

Methodology

FAQs

Insights

Yearbook

Collections

Publications

Sign up for our Newsletter



[twitter link](#) [linkedin link](#)

[Terms of use](#) • [Privacy policy](#) • [Cookie policy](#)

[Gordon and Betty Moore Foundation](#)

[Norway's International Climate and Forest Initiative \(NICFI\)](#)

[Good growth partnership](#)