



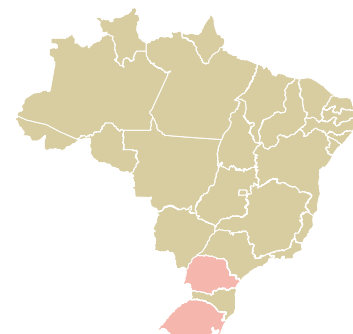
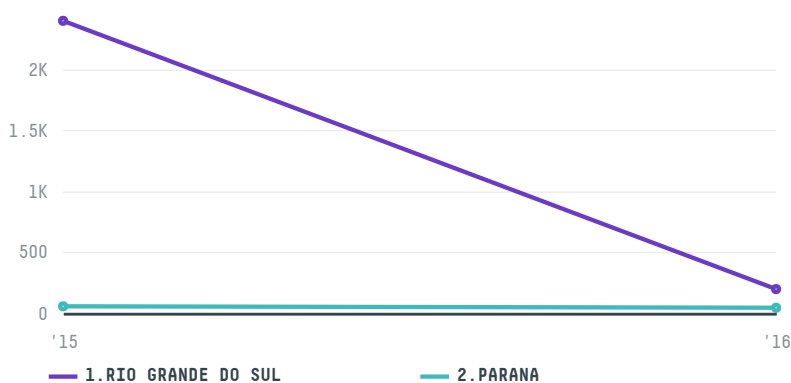
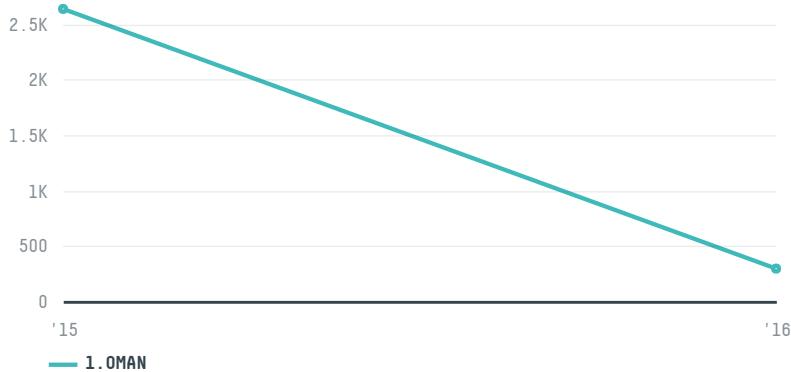
trase

TAWOOS INDUSTRIAL SERVICES CO LLC

ACTIVITY COMMODITY COUNTRY YEAR
Importer **Chicken** **Brazil** **2016**

TAWOOS INDUSTRIAL SERVICES CO LLC was the 679th largest importer of chicken from BRAZIL in 2016, accounting for 298 tons. This is a 89% decrease vs the previous year. As an importer, TAWOOS INDUSTRIAL SERVICES CO LLC sources from 4 municipalities, or 1% of the chicken production municipalities. The main destination of the chicken imported by TAWOOS INDUSTRIAL SERVICES CO LLC is OMAN, accounting for 100% of the total.

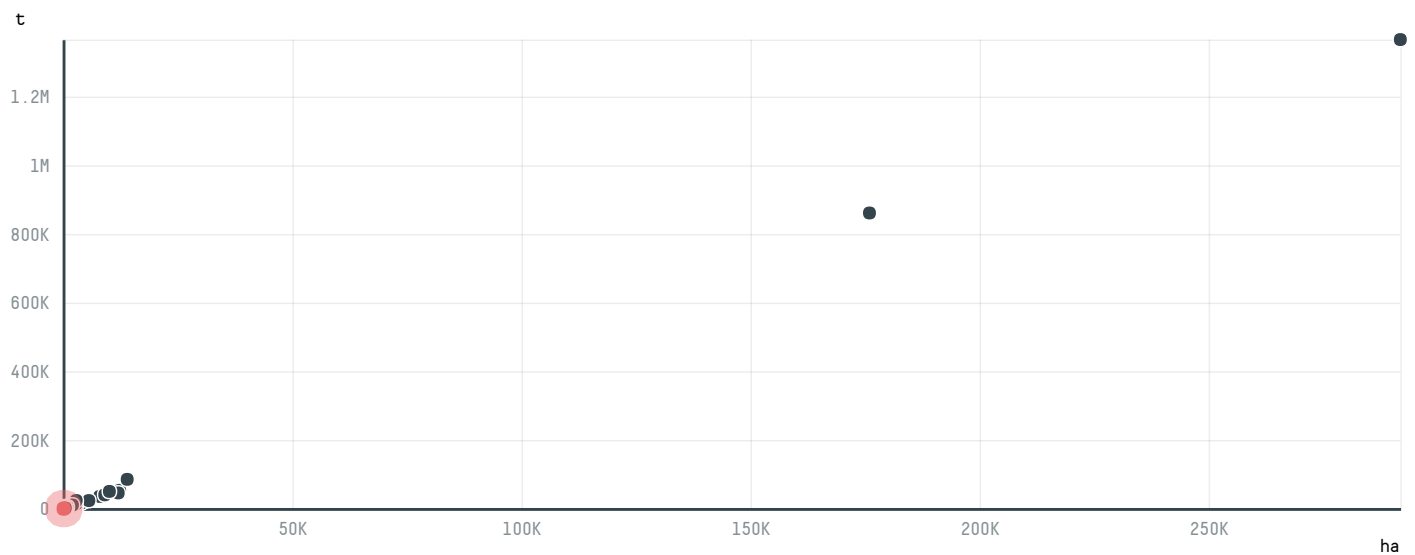
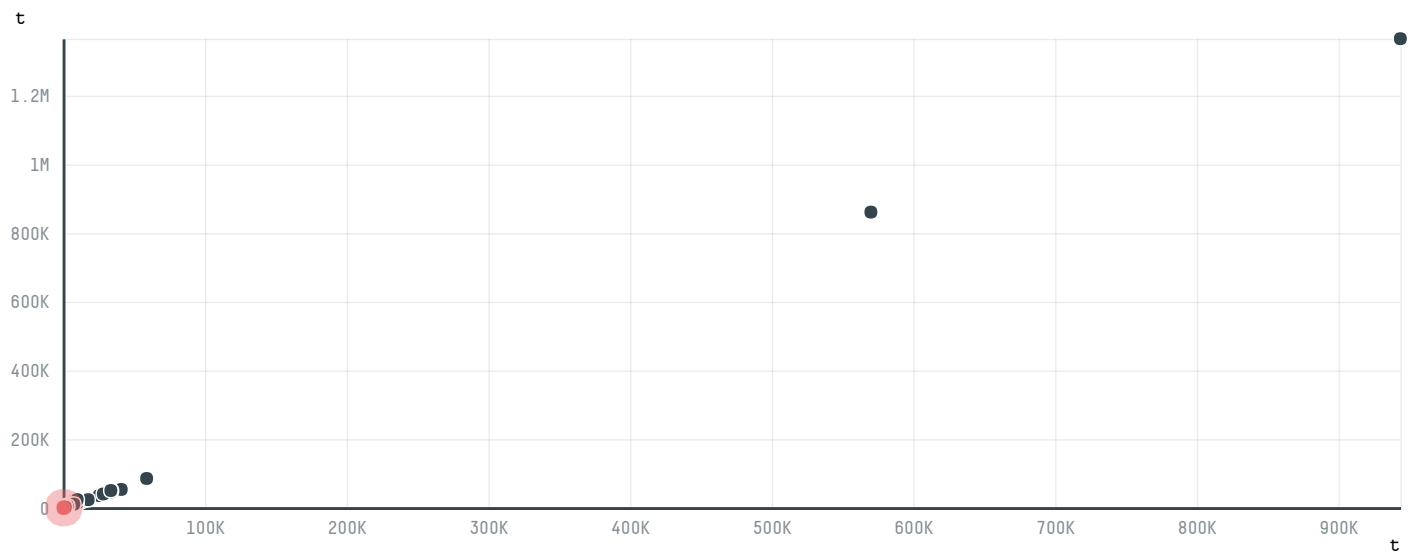
TOP DESTINATION COUNTRIES OF CHICKEN IMPORTED BY TAWOOS INDUSTRIAL SERVICES CO LLC:



MUNICIPALITY	SOY DEFORESTATION RISK FOR FEED	CO2 EMISSIONS RISK FROM SOY DEFORESTATION FOR FEED
SALVADOR DO SUL	0ha	0t CO2
PASSO FUNDO	0ha	0t CO2
SABAUDIA	0ha	0t CO2

BIOME	SOY DEFORESTATION RISK FOR FEED	CO2 EMISSIONS RISK FROM SOY DEFORESTATION FOR FEED
MATA ATLANTICA	0ha	0t CO2

COMPARING COMPANIES IMPORTING CHICKEN FROM BRAZIL IN 2016



Trase is a partnership between

In collaboration with

Donors

This website uses cookies to provide you with an improved user experience. By continuing to browse this site, you consent to the use of cookies and similar technologies. Please visit our [privacy policy](#) for further details.

I AGREE

 Global Canopy Programme

 The European Forest Institute

 Gordon and Betty Moore Foundation

 The Nature Conservancy

and many other organizations and individuals.

 Department for International Development

 Formas

 Norway's International Climate and Forest Initiative (NICFI)

[Terms of Use](#) · [Privacy policy](#) · [Cookie policy](#) · [Contact us](#)