

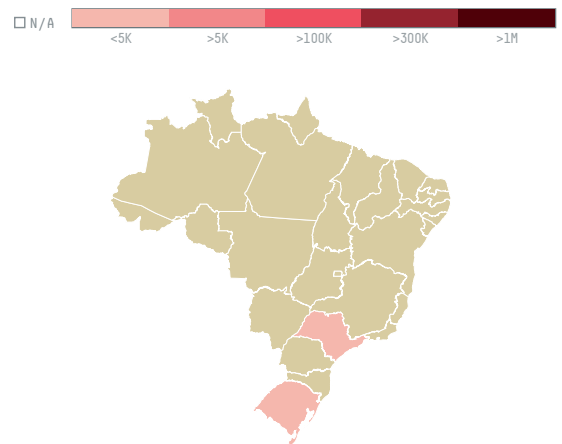
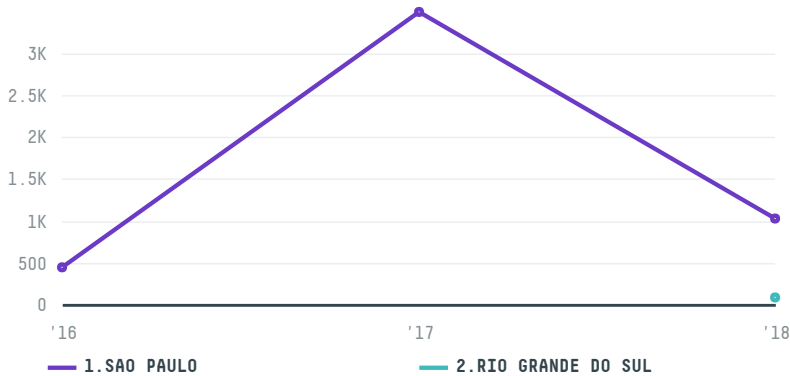
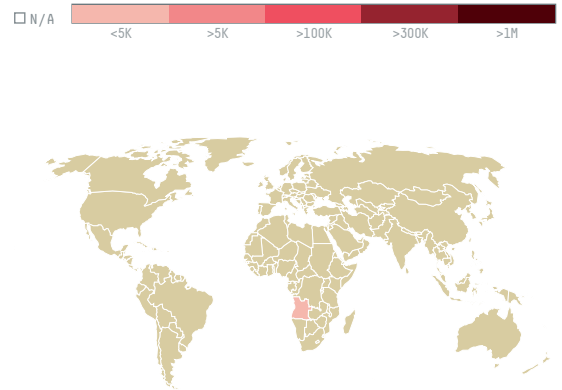
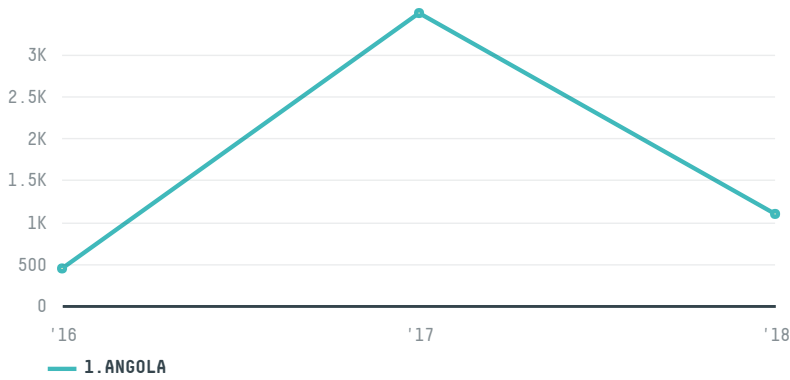


# MAQ WORLD FZE

ACTIVITY: **Importer**    COMMODITY: **Chicken**    COUNTRY: **Brazil**    YEAR: **2018**

MAQ WORLD FZE was the 95th largest importer of chicken from BRAZIL in 2018, accounting for 1 thousand tons. This is a 68% decrease vs the previous year. As an importer, MAQ WORLD FZE sources from 10 municipalities, or 2% of the chicken production municipalities. The main destination of the chicken imported by MAQ WORLD FZE is ANGOLA, accounting for 100% of the total.

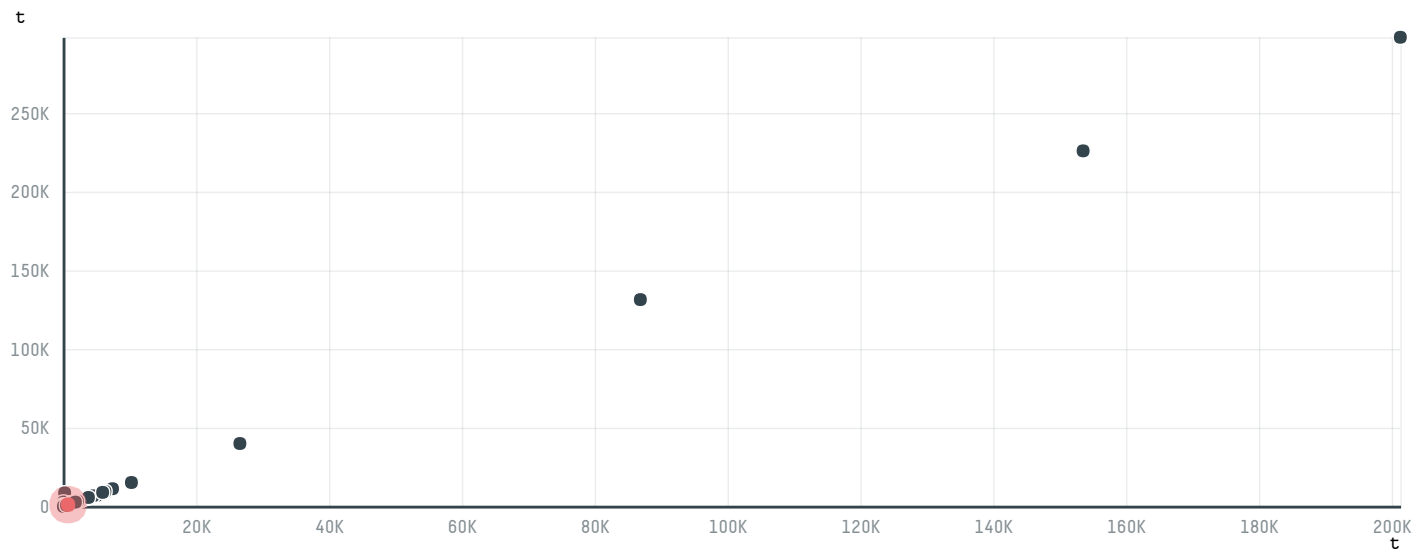
## TOP DESTINATION COUNTRIES OF CHICKEN IMPORTED BY MAQ WORLD FZE:

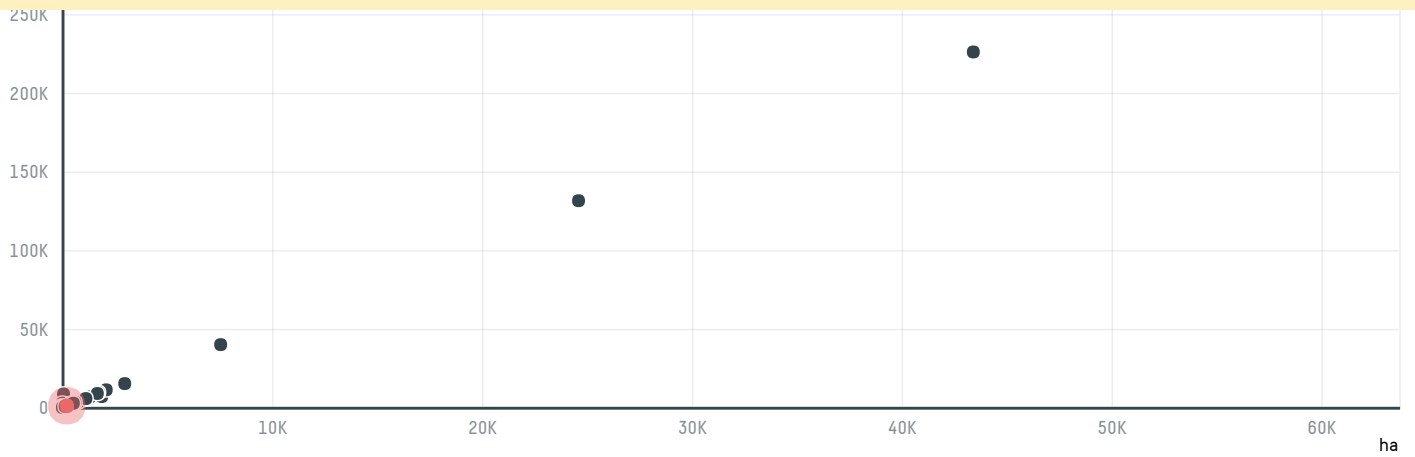


MATA ATLANTICA	0.1 ha	5.4 t CO2
CERRADO	0 ha	0 t CO2


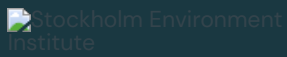
MUNICIPALITY	SOY DEFORESTATION RISK FOR FEED	CO2 EMISSIONS RISK FROM SOY DEFORESTATION FOR FEED
BASTOS	0.1 ha	4.2 t CO2
TUPA	0 ha	0.1 t CO2
ESTRELA	0 ha	0 t CO2
RINOPOLIS	0 ha	0.4 t CO2
PARAPUA	0 ha	0.2 t CO2
IACRI	0 ha	0.4 t CO2
REGENTE FEIJO	0 ha	0 t CO2
OSVALDO CRUZ	0 ha	0 t CO2
HERCULANDIA	0 ha	0.1 t CO2
PIRAPOZINHO	0 ha	0 t CO2

#### COMPARING COMPANIES IMPORTING CHICKEN FROM BRAZIL IN 2018





Trase is a partnership between



In close collaboration with many others.

[Click for more information about our partners and funders.](#)

- Home**
- Supply Chains**
- Finance**
- Insights**
- Resources
- Data Tools
- Explore
- Yearbook
- About
- Profiles
- Search
- Collections
- Logistics Maps
- Watchlists
- Publications
- Downloads
- Methodology
- FAQs

### Sign up for our Newsletter

[twitter link](#) [linkedin link](#)

[Terms of use](#) • [Privacy policy](#) • [Cookie policy](#)

[Gordon and Betty Moore Foundation](#)

[Norway's International Climate and Forest Initiative \(NICFI\)](#)

[Good growth partnership](#)

