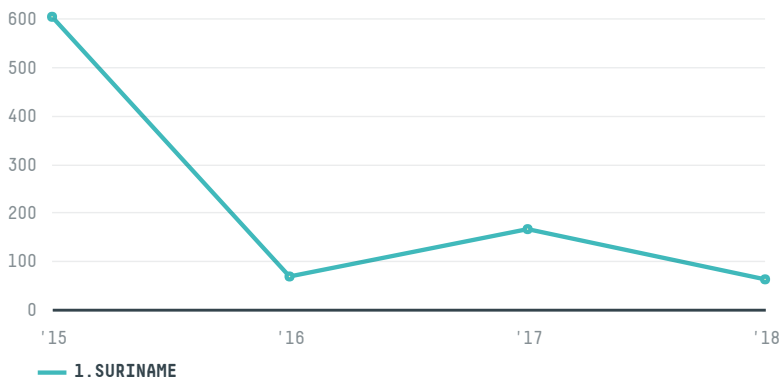


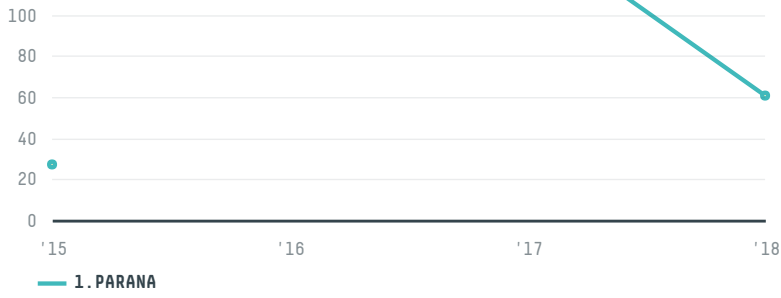
# SUBISCO INTERNATIONAL N V

ACTIVITY: **Importer**    COMMODITY: **Chicken**    COUNTRY: **Brazil**    YEAR: **2018**

SUBISCO INTERNATIONAL N V was the 559th largest importer of chicken from BRAZIL in 2018, accounting for 61 tons. This is a 63% decrease vs the previous year. As an importer, SUBISCO INTERNATIONAL N V sources from 1 municipalities, or 0% of the chicken production municipalities. The main destination of the chicken imported by SUBISCO INTERNATIONAL N V is SURINAME, accounting for 100% of the total.

## TOP DESTINATION COUNTRIES OF CHICKEN IMPORTED BY SUBISCO INTERNATIONAL N V:



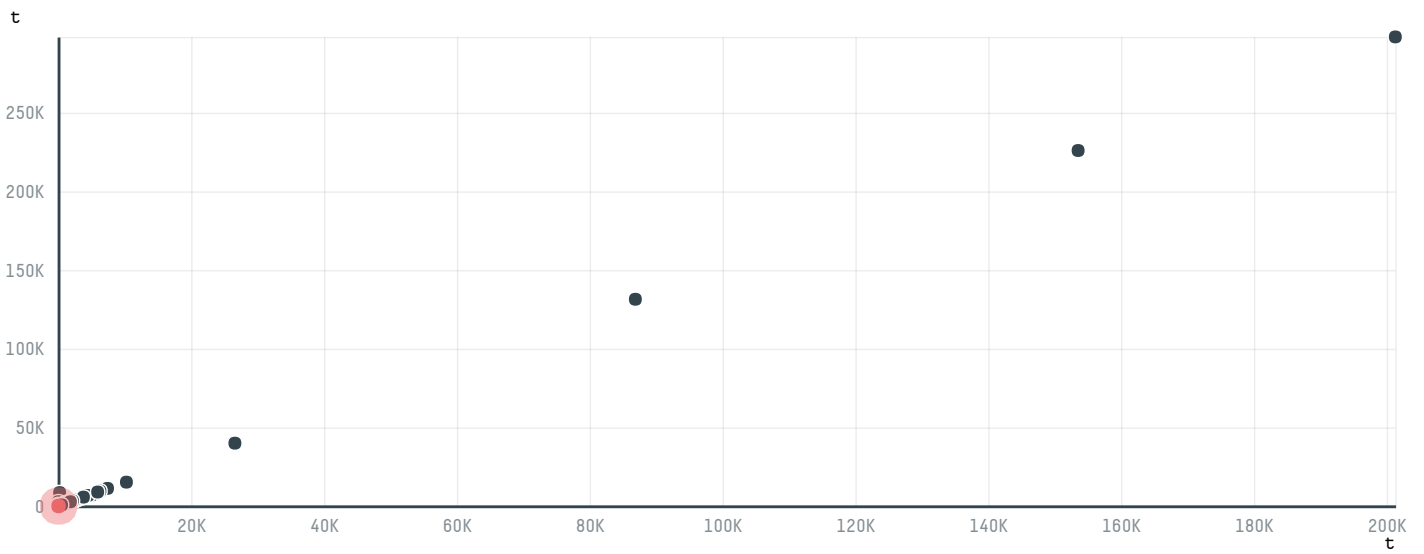


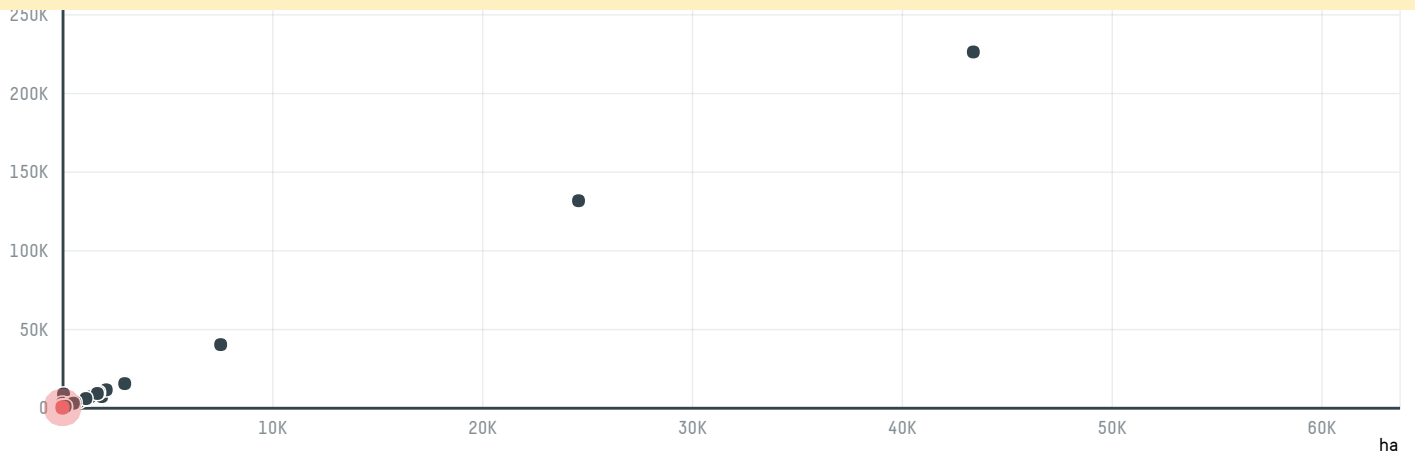
BIOME	SOY DEFORESTATION RISK FOR FEED	CO2 EMISSIONS RISK FROM SOY DEFORESTATION FOR FEED
MATA ATLANTICA	0 ha	0 t CO2

MUNICIPALITY	SOY DEFORESTATION RISK FOR FEED	CO2 EMISSIONS RISK FROM SOY DEFORESTATION FOR FEED
ITAPEJARA D'OESTE	0 ha	0 t CO2

### COMPARING COMPANIES IMPORTING CHICKEN FROM BRAZIL IN 2018





Trase is a partnership between



In close collaboration with many others.

[Click for more information about our partners and funders.](#)

- Home**
- Resources
- About
- Supply Chains**
- Data Tools
- Profiles
- Logistics Maps
- Downloads
- Finance**
- Explore
- Search
- Watchlists
- Methodology
- FAQs
- Insights**
- Yearbook
- Collections
- Publications

### Sign up for our Newsletter

[twitter link](#) [linkedin link](#)

[Terms of use](#) • [Privacy policy](#) • [Cookie policy](#)

[Gordon and Betty Moore Foundation](#)

[Norway's International Climate and Forest Initiative \(NICFI\)](#)

[Good growth partnership](#)