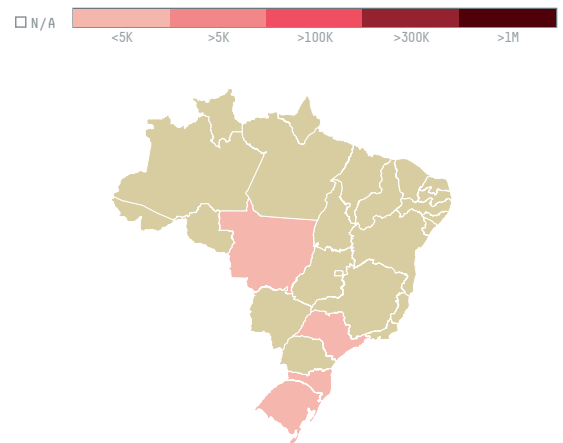
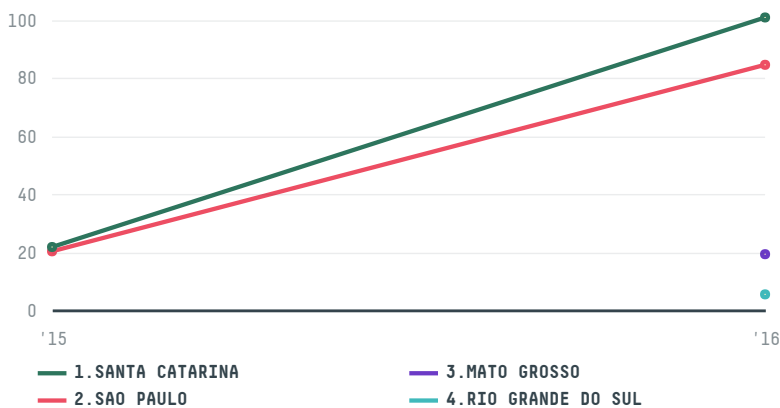
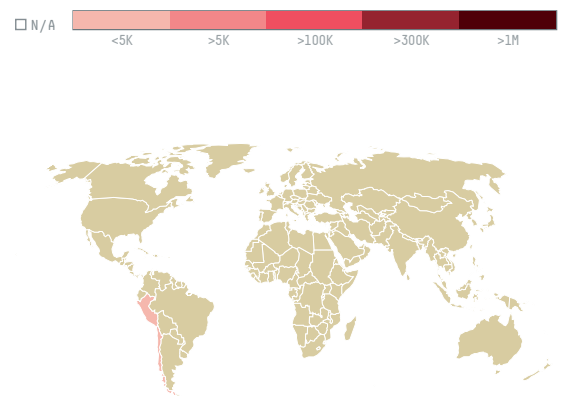
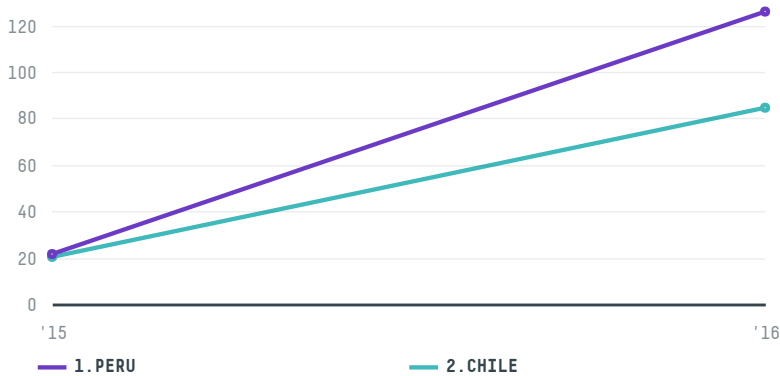


TOTTUS S A

ACTIVITY: **Importer** COMMODITY: **Chicken** COUNTRY: **Brazil** YEAR: **2016**

TOTTUS S A was the 813th largest importer of chicken from BRAZIL in 2016, accounting for 210 tons. This is a 403% increase vs the previous year. As an importer, TOTTUS S A sources from 4 municipalities, or 1% of the chicken production municipalities. The main destination of the chicken imported by TOTTUS S A is PERU, accounting for 60% of the total.

TOP DESTINATION COUNTRIES OF CHICKEN IMPORTED BY TOTTUS S A:

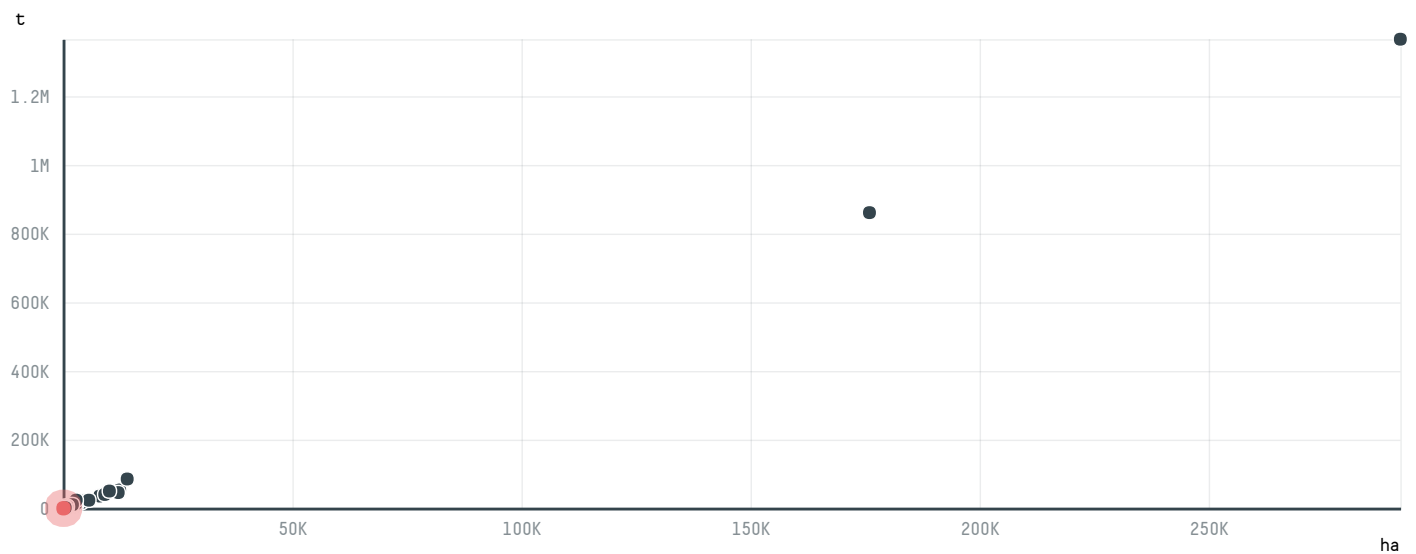
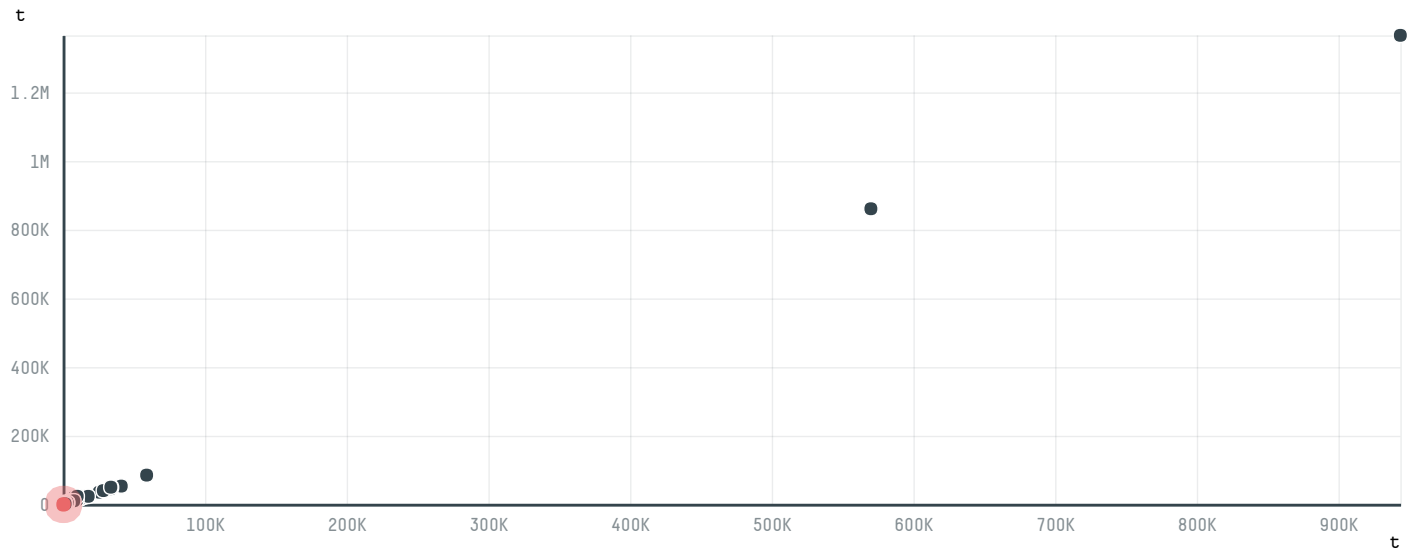


| | | |
|----------------|------|-----------|
| MATA ATLANTICA | 0 ha | 0.1 t CO2 |
|----------------|------|-----------|

| | | |
|---------|------|-----------|
| CERRADO | 0 ha | 1.9 t CO2 |
|---------|------|-----------|

| MUNICIPALITY | SOY DEFORESTATION RISK FOR FEED | CO2 EMISSIONS RISK FROM SOY DEFORESTATION FOR FEED |
|--------------|---------------------------------|--|
| FRAIBURGO | 0 ha | 0 t CO2 |
| BOITUVA | 0 ha | 0.1 t CO2 |
| NOVA MUTUM | 0 ha | 1.9 t CO2 |
| CASCA | 0 ha | 0 t CO2 |

COMPARING COMPANIES IMPORTING CHICKEN FROM BRAZIL IN 2016



Programme

In close collaboration with many others.

[Click for more information about our partners and funders.](#)

Home

Resources

About

Supply Chains

Data Tools

Profiles

Logistics Maps

Downloads

Finance

Explore

Search

Watchlists

Methodology

FAQs

Insights

Yearbook

Collections

Publications

Sign up for our Newsletter



[twitter link](#) [linkedin link](#)

[Terms of use](#) • [Privacy policy](#) • [Cookie policy](#)

[Gordon and Betty Moore Foundation](#)

[Norway's International Climate and Forest Initiative \(NICFI\)](#)

[Good growth partnership](#)